

# SCISSOR LIFT DC SERIES

## SPS0407DC/SPS0608DC

Compliant with CE standards



Safe



Efficient



Intelligent

### Standard Configuration

- GPS
- Proportional controls
- Multi-purpose alarm
- Flashing amber beacon
- Self-closing swing gate
- Automatic pothole protection
- Emergency descent system
- Emergency stop button
- Fault diagnosis system
- Tilt protection system
- Fully mobile
- Platform extension
- Charging protection system
- Safety prop
- Standard fork pocket

### Intelligent

- Industry leading intelligent load system
- Interactive display for real-time monitoring and work status
- Automatically displays fault codes for fast, convenient equipment management

### Modular Design

- Modular design adopted for the entire product line
- Part commonality exceeds 90%

### Refined

- State of the art manufacturing process with exceptional quality control
- Optimized hose and harness layout for convenient maintenance

### Reliable

- E-coat and powder coating provide a durable and rust-free finish.
- IP67 rated electrical components
- Wide scissor arm stack for increased operator comfort and confidence

### Efficient & Worry-free

- Optimized hydraulic system for reduced energy consumption
- Electric drive.
- Efficient, quiet, and environmentally friendly
- Proportional control of lift and descent functions for precise and flexible operation
- Lightweight and compact.
- Elevator friendly design can access narrow spaces with exceptional maneuverability



Telescopic work platform



Low tire wear



Long-life high-quality components



Swing out battery compartment



Refined layout



IP67 rated components

### ◆ All products of the Sany aerial work platform series comply with CE standards

This printed matter is not part of the contract and does not constitute a component of the vehicle purchase contract. Due to continuous product improvement, we reserve the right to change product models, specifications, and configurations without prior notice. The pictures are for reference only, and the actual product shall prevail. The products in the pictures may have non-standard configurations, and some components may need to be purchased separately. (Within the scopes permitted by law, Sany has the final interpretation right)

Copyright version on 2024 January

# SCISSOR LIFT DC SERIES


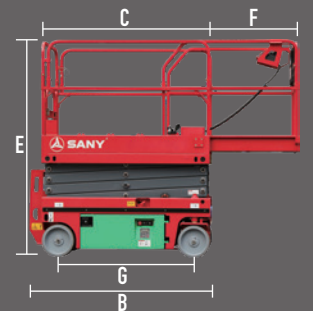

## SPS0407DC/SPS0608DC

Compliant with CE standards



QUALITY CHANGES THE WORLD

Model	SPS0407DC(SPS1530DC)		SPS0608DC(SPS1832DC)	
	Metric	Imperial	Metric	Imperial
<b>Dimensions</b>				
Working height max.	6.50m	21ft4in	7.60m	24ft11in
A-Platform height max.	4.50m	14ft9in	5.60m	18ft5in
B/C-Length machine -with/without ladder	1.47m/1.32m	4ft10in/4ft4in	1.54m/1.39m	5ft/4ft7in
D-Width	0.76m	2ft6in	0.81m	2ft8in
E-Machine height	1.99m	6ft7in	2.12m	6ft11in
Machine height - rails folded	1.68m	5ft6in	1.80m	5ft11in
F-Platform length - outside	0.60m	1ft11in	0.60m	1ft11in
G-Wheelbase	1.06m	3ft6in	1.13m	3ft8in
H/I-Ground clearance - pothole guards retracted/deployed	60mm/18mm	2in/0.7in	60mm/18mm	2in/0.7in
Platform dimension (L × W × H)	1.3m × 0.72m × 1.21m	4ft3in × 2ft4in × 3ft11in	1.3m × 0.72m × 1.21m	4ft3in × 2ft4in × 3ft11in
<b>Performance</b>				
Max. platform occupancy (in/out)	2/0		2/0	
Lift capacity	240kg	529lb	230kg	507lb
Lift capacity - extension deck extended	120kg	265lb	113kg	249lb
Drive speed - stowed/raised	4/0.8(km/h)	2.5/0.5(mph)	4/0.8(km/h)	2.5/0.5(mph)
Turning radius - inside/outside	0.4m/1.6m	1ft4in/5ft3in	0.4m/1.7m	1ft4in/5ft7in
Lifting motor	1.3kW		2.2kW	
Gradeability - stowed	25%		25%	
Tilt sensor activation (side to side /front to back)	1.5° /3°		1.5° /3°	
Tires - solid non-marking	Ø250mm × 80mm	10in × 3.1in	Ø250mm × 80mm	10in × 3.1in
<b>Power</b>				
Battery	2 × 12V/115Ah		2 × 12V/115Ah	
Charger (input)	AC100~240V		AC100~240V	
Drive motor	DC24V		DC24V	
<b>Others</b>				
Weight	945kg	2080lb	1250kg	2755lb
Forklift pocket	Backward forklift hole		Backward forklift hole	



## SANY AERIAL WORK EQUIPMENT Co., Ltd

Address: No. 18-688, Industrial Road, Gaoxin District, Wuxing District, Huzhou, Zhejiang Province

Postal code: 313002

Hotline: 400-8878-318

Website: www.sanyglobal.com

Copyright version on 2024 January

# SCISSOR LIFT HD SERIES

## SPS0608HD

Compliant with CE standards



Safe



Efficient



Intelligent

### Intelligent

- Interactive display for real-time monitoring and work status
- Automatically displays fault codes for fast, convenient equipment management

### Modular Design

- Modular design adopted for the entire product line
- Part commonality exceeds 90%

### Refined

- State of the art manufacturing process with exceptional quality control
- Optimized hose and harness layout for convenient maintenance

### Reliable

- E-coat and powder coating provide a durable and rust-free finish
- IP67 rated electrical components
- Fully sealed DC motor increases efficiency while reducing maintenance costs

### Efficient & Worry-free

- 250kg platform capacity allows more work to be done
- Fully sealed DC motor increases efficiency while reducing maintenance costs
- Standard forklift pocket for secure loading and unloading
- Swing out doors on both sides for easier maintenance



Telescopic work platform



Standard forklift slot



250kg large load



Swing out battery compartment



Refined layout



IP67 rated components

### Standard Configuration

- GPS
- Proportional controls
- Multi-purpose alarm
- Flashing amber beacon
- Self-closing swing gate
- Automatic pothole protection
- Emergency descent system
- Emergency stop button
- Fault diagnosis system
- Tilt protection system
- Fully mobile
- Platform extension
- Charging protection system
- Safety prop
- Standard fork pocket

### ◆ All products of the Sany aerial work platform series comply with CE standards

This printed matter is not part of the contract and does not constitute a component of the vehicle purchase contract. Due to continuous product improvement, we reserve the right to change product models, specifications, and configurations without prior notice. The pictures are for reference only, and the actual product shall prevail. The products in the pictures may have non-standard configurations, and some components may need to be purchased separately. (Within the scopes permitted by law, Sany has the final interpretation right)  
Copyright version on 2024 January


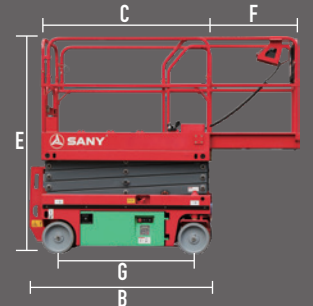

# SCISSOR LIFT HD SERIES

## SPS0608HD

Compliant with CE standards



Model	SPS0608HD(SPS1932HD)	
	Metric	Imperial
<b>Dimensions</b>		
Working height max.	7.80m	25ft7in
A-Platform height max.	5.80m	19ft
B/C-Length machine - with/without ladder	1.88m/1.71m	6ft2in/5ft7in
D-Width	0.81m	2ft8in
E-Machine height	2.15m	7ft1in
Machine height - rails folded	1.78m	5ft10in
F - Platform length - outside	0.60m	1ft11in
G - Wheelbase	1.38m	4ft6in
H/I - Ground clearance - pothole guards retracted/deployed	85mm/17mm	3.3in/0.7in
Platform dimension (L × W × H)	1.71m × 0.74m × 1.12m	5ft7in × 2ft5in × 3ft8in
<b>Performance</b>		
Max. platform occupancy (in/out)	2/0	
Lift capacity	250kg	550lb
Lift capacity - extension deck extended	120kg	265lb
Drive speed - stowed/raised	3/0.8(km/h)	1.9/0.5(mph)
Turning radius - inside/outside	0.4m/1.7m	1ft4in/5ft3in
Lifting motor	3.5kW	
Gradeability - stowed	25%	
Tilt sensor activation (side to side /front to back)	1.5° /3°	
Tires - solid non-marking	Ø323mm × 100mm	12.7in × 4in
<b>Power</b>		
Battery	2 × 12V/155Ah	
Charger (input)	AC100~240V	
Drive motor	Hydraulic	
<b>Others</b>		
Weight	1360kg	2998lb
Forklift pocket	Backward forklift hole	



## SANY AERIAL WORK EQUIPMENT Co., Ltd

Address: No. 18-688, Industrial Road, Gaoxin District, Wuxing District, Huzhou, Zhejiang Province

Postal code: 313002

Hotline: 400-8878-318

Website: www.sanyglobal.com

Copyright version on 2024 January

# SCISSOR LIFT HA SERIES

## SPS0608MHA/SPS0808HA/SPS1012HA/SPS1212HA

Compliant with CE standards

### Intelligent

- Interactive display for real-time monitoring and work status
- Automatically displays fault codes for fast, convenient equipment management

### Modular Design

- Modular design adopted for the entire product line
- Part commonality exceeds 90%

### Refined

- State of the art manufacturing process with exceptional quality control
- Optimized hose and harness layout for convenient maintenance

### Reliable

- E-coat and powder coating provide a durable and rust-free finish
- IP67 rated electrical components
- Wide scissor arm stack for increased operator comfort and confidence

### Efficient & Worry-free

- Fully sealed AC motor increases efficiency while reducing maintenance costs
- Standard forklift pocket for secure loading and unloading
- Swing out doors on both sides for easier maintenance



Telescopic work platform



Standard forklift slot



Larger load



Swing out battery compartment



Refined layout



IP67 rated components



Safe



Efficient



Intelligent

### Standard Configuration

- GPS
- Proportional controls
- Multi-purpose alarm
- Flashing amber beacon
- Self-closing swing gate
- Automatic pothole protection
- Emergency descent system
- Emergency stop button
- Fault diagnosis system
- Tilt protection system
- Fully mobile
- Platform extension
- Charging protection system
- Safety prop
- Standard fork pocket

### ◆ All products of the Sany aerial work platform series comply with CE standards

This printed matter is not part of the contract and does not constitute a component of the vehicle purchase contract. Due to continuous product improvement, we reserve the right to change product models, specifications, and configurations without prior notice. The pictures are for reference only, and the actual product shall prevail. The products in the pictures may have non-standard configurations, and some components may need to be purchased separately. (Within the scopes permitted by law, Sany has the final interpretation right)  
Copyright version on 2024 January

# SCISSOR LIFT HA SERIES


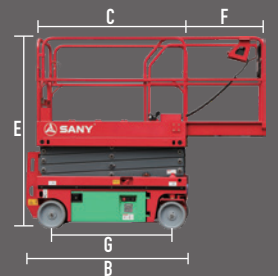



QUALITY CHANGES THE WORLD

## SPS0608MHA/SPS0808HA/SPS1012HA/SPS1212HA

Compliant with CE standards

Model	SPS0608MHA(SPS1932MHA)		SPS0808HA(SPS2632HA)		SPS1012HA(SPS3246HA)		SPS1212HA(SPS4046HA)	
	Metric	Imperial	Metric	Imperial	Metric	Imperial	Metric	Imperial
<b>Dimensions</b>								
Working height max.	8.00m	26ft3in	10.00m	32ft10in	12.00m	39ft5in	14.00m	45ft 11in
A-Platform height max.	6.00m	19ft8in	8.00m	26ft3in	10.00m	32ft10in	12.00m	39ft5in
B/C-Length machine - with/without ladder	1.88m /1.71m	6ft2in /5ft7in	2.49m / 2.27m	8ft2in / 7ft5in	2.48m / 2.27m	8ft2in / 7ft5in	2.48m / 2.27m	8ft2in / 7ft5in
D-Width	0.81m	2ft8in	0.83m	2ft9in	1.18m	3ft10in	1.18m	3ft10in
E-Machine height	2.15m	7ft	2.38m	7ft10in	2.51m	8ft3in	2.64m	8ft8in
Machine height - rails folded	1.83m	6ft	1.89m	6ft2in	1.83m	6ft	1.96m	6ft5in
F-Platform length-outside	0.90m	2ft 11in	0.90m	2ft 11in	0.90m	2ft 11in	0.90m	2ft 11in
G-Wheelbase	1.38m	4ft6in	1.87m	6ft 1in	1.87m	6ft 1in	1.87m	6ft 1in
H/I-Ground clearance-pothole guards retracted/deployed	70mm / 16mm	3in/0.6in	100mm / 20mm	4in/0.7in	110mm / 19mm	4in/0.7in	110mm / 19mm	4in/0.7in
Platform dimension (L × W × H)	1.71m × 0.74m × 1.12m	5ft7in × 2ft5in × 3ft8in	2.27m × 0.81m × 1.25m	7ft5in × 2ft8in × 4ft 1in	2.27m × 1.12m × 1.12m	7ft5in × 3ft8in × 3ft8in	2.27m × 1.12m × 1.12m	7ft5in × 3ft8in × 3ft8in
<b>Performance</b>								
Max. platform occupancy (in/out)	2/1		2/0		2/1		2/0	
Lift capacity	230kg	507lb	250kg	550lb	350kg	770lb	350kg	770lb
Lift capacity-extension deck extended	120kg	265lb	120kg	265lb	120kg	265lb	120kg	265lb
Drive speed -stowed/raised	3.5/0.8 (km/h)	2.2/0.5 (mph)	3.5/0.8 (km/h)	2.2/0.5 (mph)	3.5/0.8 (km/h)	2.2/0.5 (mph)	3.5/0.8 (km/h)	2.2/0.5 (mph)
Turning radius -inside/outside	0.4m / 1.7m	1ft4in / 5ft7in	0.6m / 2.5m	1ft 11in / 8ft2in	0.4m / 2.4m	1ft4in / 7ft10in	0.4m / 2.4m	1ft4in / 7ft10in
Lifting motor	3.5kw		3.5kw		3.5kw		3.5kw	
Gradeability-stowed	25%		25%		25%		25%	
Tilt sensor activation (side to side /front to back)	1.5° /3°		1.5° /3°		1.5° /3°		1.5° /3°	
Tires -solid non-marking	Ø323mm × 100mm	12.7in × 4in	Ø381mm × 127mm	15in × 5in	Ø381mm × 127mm	15in × 5in	Ø381mm × 127mm	15in × 5in
<b>Power</b>								
Battery	4 × 6V/220Ah		4 × 6V/220Ah		4 × 6V/260Ah		4 × 6V/260Ah	
Charger ( input )	AC100~240V		AC100~240V		AC100~240V		AC100~240V	
Drive motor	Hydraulic		Hydraulic		Hydraulic		Hydraulic	
<b>Others</b>								
Weight	1550kg	3417lb	2150kg	4740lb	2750kg	6063lb	2900kg	6393lb
Forklift pocket	Backward forklift hole		Backward、lateral		Backward、lateral		Backward、lateral	



## SANY AERIAL WORK EQUIPMENT Co., Ltd

Address: No. 18-688, Industrial Road, Gaoxin District, Wuxing District, Huzhou, Zhejiang Province

Postal code: 313002

Hotline: 400-8878-318

Website: www.sanyglobal.com

Copyright version on 2024 January

# SCISSOR LIFT AC SERIES

## SPS0808AC/SPS1012AC/SPS1212AC

Compliant with CE standards



### Standard Configuration

- GPS
- Proportional controls
- Multi-purpose alarm
- Flashing amber beacon
- Self-closing swing gate
- Automatic pothole protection
- Emergency descent system
- Emergency stop button
- Fault diagnosis system
- Tilt protection system
- Fully mobile
- Platform extension
- Charging protection system
- Safety prop
- Standard fork pocket

### Intelligent

- Interactive display for real-time monitoring and work status
- Automatically displays fault codes for fast, convenient equipment management

### Modular Design

- Modular design adopted for the entire product line
- Part commonality exceeds 90%

### Refined

- State of the art manufacturing process with exceptional quality control
- Optimized hose and harness layout for convenient maintenance

### Reliable

- E-coat and powder coating provide a durable and rust-free finish
- IP67 rated electrical components
- Wide scissor arm stack for increased operator comfort and confidence

### Efficient & Worry-free


- 250kg platform capacity allows more work to be done
- Fully sealed AC motor increases efficiency while reducing maintenance costs
- Standard side and rear forklift pockets for secure loading and unloading
- Swing out doors on both sides for easier maintenance



AC motor drive



Standard bidirectional forklift slot



250kg large load



Swing out battery compartment



Refined layout



IP67 rated components

### ◆ All products of the Sany aerial work platform series comply with CE standards

This printed matter is not part of the contract and does not constitute a component of the vehicle purchase contract. Due to continuous product improvement, we reserve the right to change product models, specifications, and configurations without prior notice. The pictures are for reference only, and the actual product shall prevail. The products in the pictures may have non-standard configurations, and some components may need to be purchased separately. (Within the scopes permitted by law, Sany has the final interpretation right)  
Copyright version on 2024 January

# SCISSOR LIFT AC SERIES


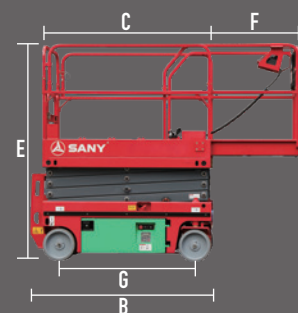
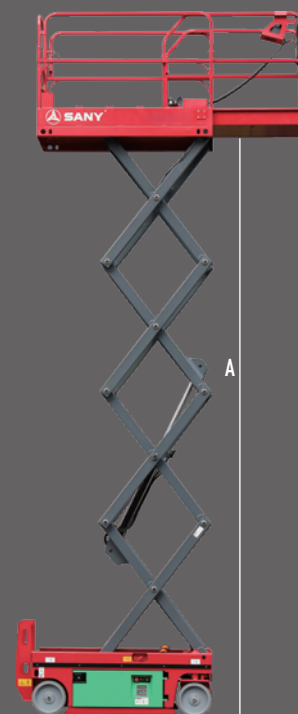


QUALITY CHANGES THE WORLD

## SPS0808AC/SPS1012AC/SPS1212AC

Compliant with CE standards

Model	SPS0808AC(SPS2632AC)		SPS1012AC(SPS3246AC)		SPS1212AC(SPS4046AC)	
	Metric	Imperial	Metric	Imperial	Metric	Imperial
<b>Dimensions</b>						
Working height max.	10.00m	32ft10in	12.00m	39ft5in	14.00m	45ft11in
A-Platform height max.	8.00m	26ft3in	10.00m	32ft10in	12.00m	39ft5in
B/C-Length machine - with/without ladder	2.49m /2.27m	8ft2in /7ft5in	2.48m /2.27m	8ft2in /7ft5in	2.48m /2.27m	8ft2in /7ft5in
D-Width	0.83m	2ft9in	1.18m	3ft10in	1.18m	3ft10in
E-Machine height	2.38m	7ft10in	2.51m	8ft3in	2.64m	8ft8in
Machine height - rails folded	1.89m	6ft2in	1.83m	6ft	1.96m	6ft5in
F-Platform length-outside	0.90m	2ft11in	0.90m	2ft11in	0.90m	2ft11in
G-Wheelbase	1.87m	6ft1in	1.87m	6ft1in	1.87m	6ft1in
H/I-Ground clearance-pothole guards retracted/deployed	100mm /20mm	4in/0.7in	110mm /19mm	4in/0.7in	110mm /19mm	4in/0.7in
Platform dimension (L × W × H)	2.27m × 0.81m × 1.25m	7ft5in × 2ft8in × 4ft1in	2.27m × 1.12m × 1.12m	7ft5in × 3ft8in × 3ft8in	2.27m × 1.12m × 1.12m	7ft5in × 3ft8in × 3ft8in
<b>Performance</b>						
Max. platform occupancy (in/out)	2/0		2/1		2/0	
Lift capacity	250kg	550lb	350kg	770lb	350kg	770lb
Lift capacity-extension deck extended	120kg	265lb	120kg	265lb	120kg	265lb
Drive speed -stowed/raised	4/0.8 (km/h)	2.5/0.5 (mph)	4/0.8 (km/h)	2.5/0.5 (mph)	4/0.8 (km/h)	2.5/0.5 (mph)
Turning radius -inside/outside	0.6m /2.5m	1ft11in /8ft2in	0.4m /2.4m	1ft4in /7ft10in	0.4m /2.4m	1ft4in /7ft10in
Lifting motor	3.5kW		3.5kW		3.5kW	
Gradeability-stowed	25%		25%		25%	
Tilt sensor activation (side to side /front to back)	1.5° /3°		1.5° /3°		1.5° /3°	
Tires -solid non-marking	Ø381mm × 127mm	15in × 5in	Ø381mm × 127mm	15in × 5in	Ø381mm × 127mm	15in × 5in
<b>Power</b>						
Battery	4 × 6V/220Ah		4 × 6V/260Ah		4 × 6V/260Ah	
Charger (input)	AC100~240V		AC100~240V		AC100~240V	
Drive motor	DC24V		DC24V		DC24V	
<b>Others</b>						
Weight	2180kg	4806lb	2750kg	6063lb	2900kg	6393lb
Forklift pocket	Backward、lateral		Backward、lateral		Backward、lateral	



## SANY AERIAL WORK EQUIPMENT Co., Ltd

Address: No. 18-688, Industrial Road, Gaoxin District, Wuxing District, Huzhou, Zhejiang Province

Postal code: 313002

Hotline: 400-8878-318

Website: www.sanyglobal.com

Copyright version on 2024 January



# TELESCOPIC BOOM LIFT

## SPT20AC

Compliant with CE standards



Safe



Efficient



Intelligent



- Intelligent digital equipment management system with visual human-machine interaction system for improved efficiency and intelligence
- Precise control of boom lift and extension that minimizes platform oscillation, and turning is optimized for smoother traveling
- Fully proportional valve group and controls for more precise movements
- Efficient poprietary boom descent technology with zero energy consumption
- IP67 rated electrical parts, for exceptional durability
- 90+% common parts with the Sany boom product family, for easier maintenance and parts availability
- 360° continuous rotation for ease of operation



Elevates in tight spaces



Tight turning radius



High stability coefficient



Long component life



Three capacity zones



Low TCO



Large capacity



High performance



Stable operation

### ◆ All products of the Sany aerial work platform series comply with CE standards

This printed matter is not part of the contract and does not constitute a component of the vehicle purchase contract. Due to continuous product improvement, we reserve the right to change product models, specifications, and configurations without prior notice. The pictures are for reference only, and the actual product shall prevail. The products in the pictures may have non-standard configurations, and some components may need to be purchased separately. (Within the scopes permitted by law, Sany has the final interpretation right)  
Copyright version on 2024 January

# TELESCOPIC BOOM LIFT

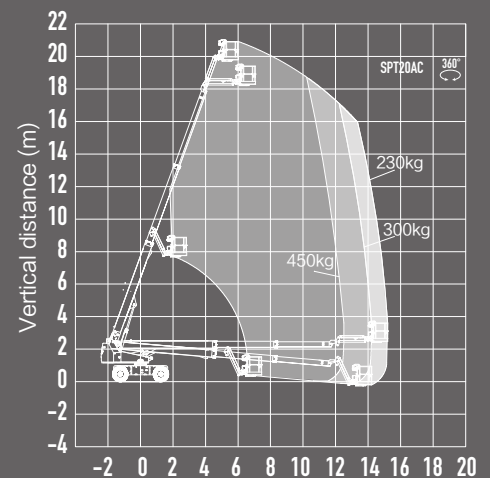
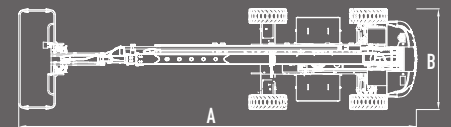
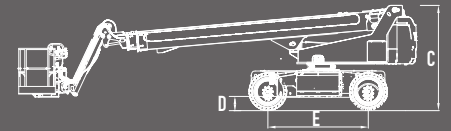


QUALITY CHANGES THE WORLD

## SPT20AC

Compliant with CE standards

Model	SPT20AC(SPT66AC)	
	Metric	Imperial
<b>Dimensions</b>		
Platform height max.	19.8m	65ft
Working height max.	21.8m	71ft6in
Horizontal outreach max.	15.2m	49ft10in
A-Length (stowed)	9.90m	32ft6in
B-Width (stowed)	2.49m	8ft2in
C-Height (stowed)	2.57m	8ft5in
Platform dimension(L × W)	2.44m × 0.91m	8ft × 3ft
D-Ground clearance	0.28m	11in
E-Wheelbase	2.50m	8ft2in
Lift capacity (Unrestricted/Restricted/Restricted)	230kg/300kg/450kg	507lb/662lb/992lb
Turntable tail swing	1.45m	4ft9in
Jib rotation	+70° / -65°	
Turntable rotation	360° Continuous	
Platform rotation	180°	
<b>Performance</b>		
Platform occupancy max. (Unrestricted/Restricted/Restricted)	2 Persons and tools 2 Persons and tools 3 Persons and tools	
Tilt sensor activation	X-5° / Y-5°	
Turning radius max.(inside/outside)	4.6m/7.5m	15ft1in/24ft7in
Gradeability	45%	
Drive speed-stowed	0-5.5km/h	0-3.4mph
Drive speed-raised	0-0.8km/h	0-0.5mph
<b>Power</b>		
Drive × Steer	4WD × 2WS	
Battery	76.8V/320Ah (Lithium battery)	
Charger (input)	100-240V AC	
<b>Others</b>		
Weight	10150kg	22377lb



SPT20AC Work Envelope

## SANY AERIAL WORK EQUIPMENT Co., Ltd

Address: No. 18-688, Industrial Road, Gaoxin District, Wuxing District, Huzhou, Zhejiang Province

Postal code: 313002

Hotline: 400-8878-318

Website: www.sanyglobal.com

Copyright version on 2024 January

# TELESCOPIC BOOM LIFT

## SPT22/SPT26



Safe



Efficient



Intelligent

Compliant with CE standards

- Intelligent digital equipment management system with visual human-machine interaction system for improved efficiency and intelligence
- Precise control of boom lift and extension that minimizes platform oscillation, and turning is optimized for smoother traveling
- Fully proportional valve group and controls for more precise movements
- Efficient proprietary boom descent technology with zero energy consumption
- IP67 rated electrical parts, for exceptional durability
- 90+% common parts with the Sany boom product family, for easier maintenance and parts availability
- 360° continuous rotation for ease of operation



Elevates in tight spaces



Tight turning radius



High stability coefficient



Long component life



Three capacity zones



Low TCO



Large capacity



Powerful



Exceptional controllability



### ◆ All products of the Sany aerial work platform series comply with CE standards

This printed matter is not part of the contract and does not constitute a component of the vehicle purchase contract. Due to continuous product improvement, we reserve the right to change product models, specifications, and configurations without prior notice. The pictures are for reference only, and the actual product shall prevail. The products in the pictures may have non-standard configurations, and some components may need to be purchased separately. (Within the scopes permitted by law, Sany has the final interpretation right)  
Copyright version on 2024 January

# TELESCOPIC BOOM LIFT

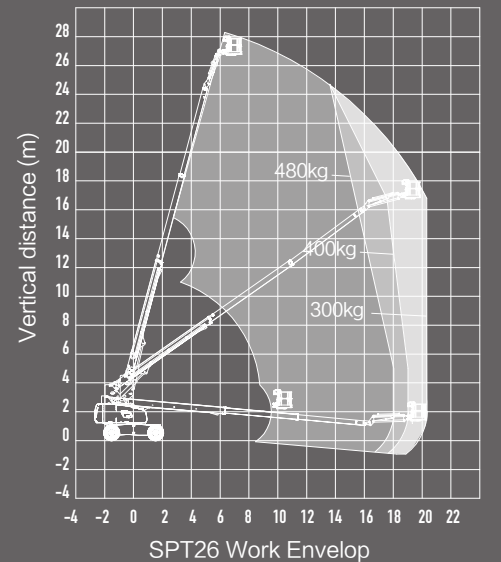
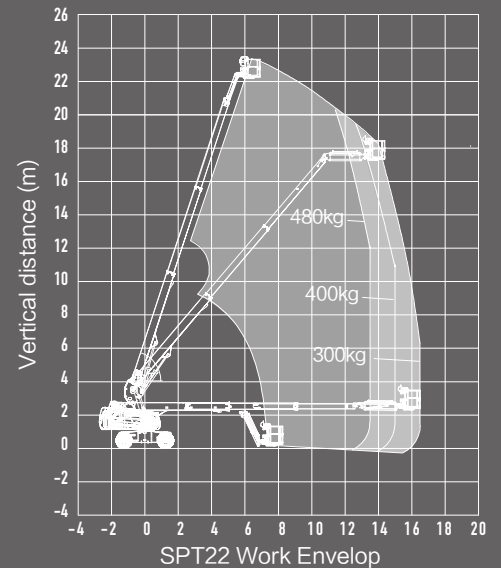
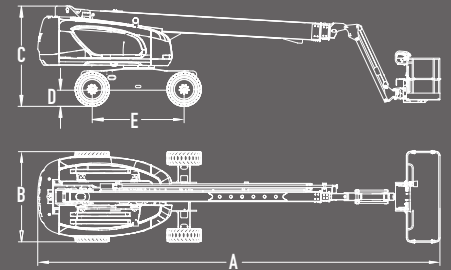
## SPT22/SPT26

Compliant with CE standards



QUALITY CHANGES THE WORLD

Model	SPT22(SPT73)		SPT26(SPT88)	
	Metric	Imperial	Metric	Imperial
<b>Dimensions</b>				
Platform height max.	22.4m	73ft6in	26.7m	87ft7in
Working height max.	24.4m	80ft1in	28.7m	94ft2in
Horizontal outreach max.	16.5m	54ft2in	20.3m	66ft7in
A-Length (stowed)	11.0m	36ft1in	12.3m	40ft4in
B-Width (stowed)	2.45m	8ft	2.49m	8ft2in
C-Height (stowed)	2.70m	8ft10in	3.05m	10ft
Platform dimension(L × W)	2.44m × 0.91m	8ft × 3ft	2.44m × 0.91m	8ft × 3ft
D-Ground clearance	0.31m	1ft	0.41m	1ft4in
E-Wheelbase	2.50m	8ft2in	3.05m	10ft
Lift capacity (Unrestricted /Restricted/Restricted)	300kg/400kg /480kg	662lb/882lb /1058lb	300kg/400kg /480kg	662lb/882lb /1058lb
Turntable tail swing	1.50m	4ft11in	1.50m	4ft11in
Jib rotation	+70° /-65°		+70° /-65°	
Turntable rotation	360° Continuous		360° Continuous	
Platform rotation	180°		180°	
<b>Performance</b>				
Platform occupancy max. (Unrestricted/Restricted /Restricted)	2 Persons and tools 2 Persons and tools 3 Persons and tools		2 Persons and tools 2 Persons and tools 3 Persons and tools	
Tilt sensor activation	X-5° /Y-5°		X-5° /Y-5°	
Turning radius max. (inside/outside)	2.40m/5.50m	7ft10in/18ft1in	3.66m/6.86m	12ft/22ft6in
Gradeability	45%		45%	
Drive speed-stowed	0-5.5km/h	0-3.4mph	0-6.0km/h	0-3.7mph
Drive speed-raised	0-1.1km/h	0-0.7mph	0-0.8km/h	0-0.5mph
<b>Power</b>				
Drive × Steer	4WD × 2WS		4WD × 2WS	
Fuel tank capacity	160L	35.2gal(UK) 42.2gal(US)	160L	35.2gal(UK) 42.2gal(US)
Engine	36.4kW/2600rpm/ D2.9/DEUTZ/China Stage IV  36.5kW/2000rpm/ V2607-DI-TE3B/ KUBOTA/China Stage IV		55.4kW/2600rpm/ TD2.9/DEUTZ/China Stage IV  55.4kW/2600rpm/ V3307-TE5AB/ KUBOTA/China Stage IV	
<b>Others</b>				
Weight	12700kg	28000lb	15700kg	34612lb



## SANY AERIAL WORK EQUIPMENT Co., Ltd

Address: No. 18-688, Industrial Road, Gaoxin District, Wuxing District, Huzhou, Zhejiang Province

Postal code: 313002

Hotline: 400-8878-318

Website: www.sanyglobal.com

Copyright version on 2024 January

# ARTICULATING BOOM LIFT

## SPA14AC/SPA16AC

Compliant with CE standards



Safe



Efficient



Intelligent



- Intelligent digital equipment management system and visual human-machine interaction system for improved efficiency and intelligence
- Industry-leading fast charging technology for quickly recharging
- Stable sunken layout for smoother operations
- Fully proportional valve group and controls for more precise movements
- Efficient proprietary boom descent technology with zero energy consumption
- IP67 rated electrical parts, for exceptional durability
- 90+% common parts with the Sany boom product family, for easier maintenance and parts availability
- 360° continuous rotation for ease of operation



Elevates in tight spaces



Tight turning radius



360° continuous rotation



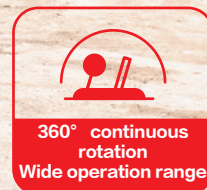
Zero tail swing



Large capacity 315Ah lithium battery



Low TCO



### ◆ All products of the Sany aerial work platform series comply with CE standards

This printed matter is not part of the contract and does not constitute a component of the vehicle purchase contract. Due to continuous product improvement, we reserve the right to change product models, specifications, and configurations without prior notice. The pictures are for reference only, and the actual product shall prevail. The products in the pictures may have non-standard configurations, and some components may need to be purchased separately. (Within the scopes permitted by law, Sany has the final interpretation right)  
Copyright version on 2024 January

# ARTICULATING BOOM LIFT

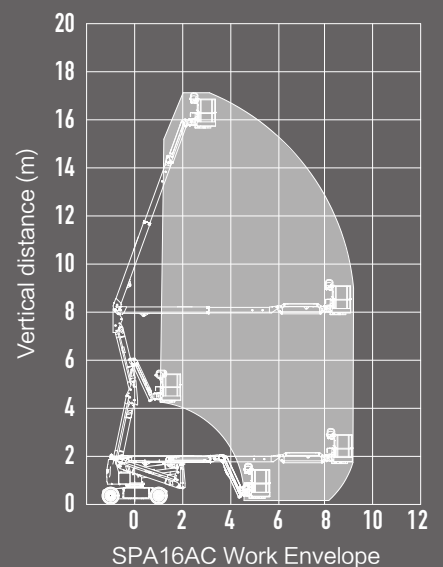
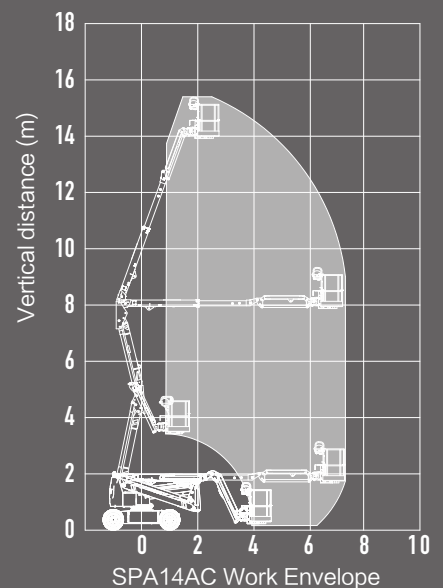
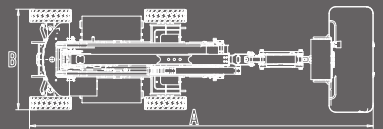
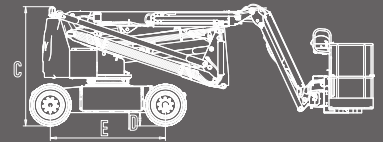
## SPA14AC/SPA16AC



QUALITY CHANGES THE WORLD

Compliant with CE standards

Model	SPA14AC(SPA46AC)		SPA16AC(SPA52AC)	
	Metric	Imperial	Metric	Imperial
<b>Dimensions</b>				
Platform height max.	14.0m	45ft11in	15.7m	51ft6in
Working height max.	16.0m	52ft6in	17.7m	58ft1in
Horizontal outreach max.	7.25m	23ft9in	9.00m	29ft6in
A-Length ( stowed )	6.15m	20ft2in	7.15m	23ft5in
B-Width ( stowed )	1.75m	5ft9in	2.00m	6ft7in
C-Height ( stowed )	2.02m	6ft8in	2.02m	6ft8in
Platform dimension(L × W )	1.83m × 0.76m	6ft × 2ft6in	1.83m × 0.76m	6ft × 2ft6in
D-Ground clearance	0.17m	6.7in	0.17m	6.7in
E-Wheelbase	2.00m	6ft7in	2.00m	6ft7in
Lift capacity ( Unrestricted )	248kg	547lb	248kg	547lb
Turntable tail swing	0.26m	10in	0.17m	6.7in
Jib rotation	+70° /-65°		+70° /-65°	
Turntable rotation	360° Continuous		360° Continuous	
Platform rotation	180°		180°	
<b>Performance</b>				
Platform occupancy max.	2 Persons and tools		2 Persons and tools	
Tilt sensor activation	X-3° /Y-5°		X-3° /Y-5°	
Turning radius max. (inside/outside)	1.48m/3.81m	4ft10in/12ft6in	1.55m/4.10m	5ft1in/13ft5in
Gradeability	30%		30%	
Drive speed-stowed	0-5.0km/h	0-3.1mph	0-5.0km/h	0-3.1mph
Drive speed-raised	0-0.8km/h	0-0.5mph	0-0.8km/h	0-0.5mph
<b>Power</b>				
Drive × Steer	2WD × 2WS		2WD × 2WS	
Battery	51.2V/315Ah ( Lithium battery)		51.2V/315Ah ( Lithium battery)	
Charger (input)	100~240V AC		100~240V AC	
<b>Others</b>				
Weight	6500kg	14330lb	7000kg	15432lb



## SANY AERIAL WORK EQUIPMENT Co., Ltd

Address: No. 18-688, Industrial Road, Gaoxin District, Wuxing District, Huzhou, Zhejiang Province

Postal code: 313002

Hotline: 400-8878-318

Website: www.sanyglobal.com

Copyright version on 2024 January

# ARTICULATING BOOM LIFT

## SPA20AC

Compliant with CE standards



Safe



Efficient



Intelligent



- Intelligent digital equipment management system and visual human-machine interaction system for improved efficiency and intelligence
- Industry-leading fast charging technology for quickly recharging
- Stable sunken layout for smoother operations
- Fully proportional valve group and controls for more precise movements
- Efficient poprietary boom descent technology with zero energy consumption
- IP67 rated electrical parts, for exceptional durability
- 90+% common parts with the Sany boom product family, for easier maintenance and parts availability
- 360° continuous rotation for ease of operation



Elevates in tight spaces



Tight turning radius



High stability coefficient



360° continuous rotation




Large battery capacity



Low TCO



Large capacity



Small tail swing



Powerful

### ◆ All products of the Sany aerial work platform series comply with CE standards

This printed matter is not part of the contract and does not constitute a component of the vehicle purchase contract. Due to continuous product improvement, we reserve the right to change product models, specifications, and configurations without prior notice. The pictures are for reference only, and the actual product shall prevail. The products in the pictures may have non-standard configurations, and some components may need to be purchased separately. (Within the scopes permitted by law, Sany has the final interpretation right)  
Copyright version on 2024 January

# ARTICULATING BOOM LIFT

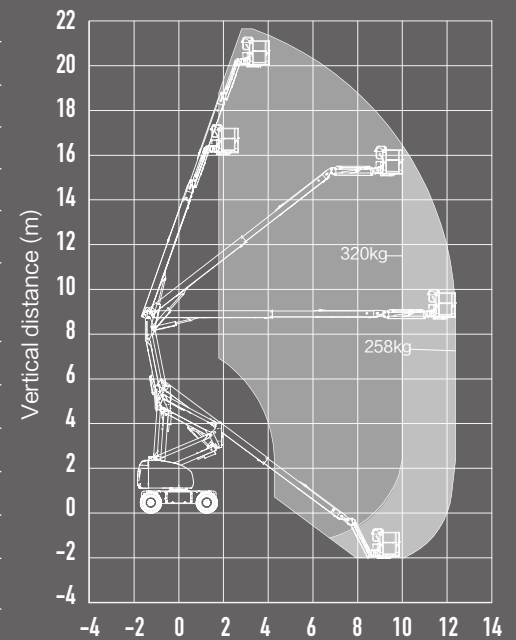
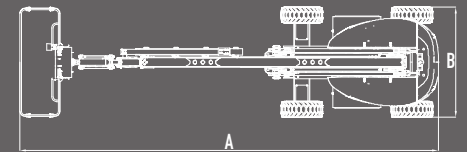
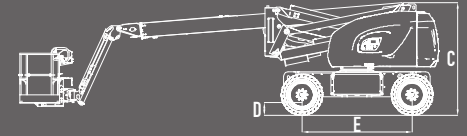
## SPA20AC



QUALITY CHANGES THE WORLD

Compliant with CE standards

Model	SPA20AC(SPA66AC)	
	Metric	Imperial
<b>Dimensions</b>		
Platform height max.	20.0m	65ft7in
Working height max.	22.0m	72ft2in
Horizontal outreach max.	12.4m	40ft8in
A-Length ( stowed )	9.47m	31ft1in
B-Width ( stowed )	2.49m	8ft2in
C-Height ( stowed )	2.55m	8ft4in
Platform dimension(L × W )	2.44m × 0.91m	8ft × 3ft
D-Ground clearance	0.28m	11in
E-Wheelbase	2.50m	8ft2in
Lift capacity (Unrestricted/Restricted/Restricted)	258kg/320kg	569lb/706lb
Turntable tail swing	0.60m	2ft
Jib rotation	+70° /-65°	
Turntable rotation	360° Continuous	
Platform rotation	180°	
<b>Performance</b>		
Platform occupancy max. (Unrestricted/Restricted )	2 Persons and tools/2 Persons and tools	
Tilt sensor activation	X-5° /Y-5°	
Turning radius max.(inside/outside)	4.6m/7.5m	15ft1in/24ft7in
Gradeability	45%	
Drive speed-stowed	0-5.7km/h	0-3.5mph
Drive speed-raised	0-0.8km/h	0-0.5mph
<b>Power</b>		
Drive × Steer	4WD × 2WS	
Battery	48V/400Ah ( Lead acid battery)	
Charger (input)	100-240V AC	
<b>Others</b>		
Weight	10100kg	22266lb



SPA20AC Work Envelope

## SANY AERIAL WORK EQUIPMENT Co., Ltd

Address: No. 18-688, Industrial Road, Gaoxin District, Wuxing District, Huzhou, Zhejiang Province

Postal code: 313002

Hotline: 400-8878-318

Website: www.sanyglobal.com

Copyright version on 2024 January