

SANY VNY430MSE-60

Product Overview



Specification

VNY430MSE-60



Vehicle	Model	VNY430MSE-60	Engine	Cylinder	6
	Drive Mode	6×4		Fuel Type	Diesel
	Wheelbase	3300+1350mm		Displacement (mL)	12155
	Overall	6915×2545×3950mm		Rated power (kW)	316
	GCW	≤80T		Rated rotation speed (rpm)	1900
	Max Speed	110km/h		Max torque (N·m)	2100
	Engine	YC6K1243-50		Rotation speed under max torque (rpm)	1100-1500
	Transmission	Fast 12 gear MT	Transmission	max input torque(N·m)	2400
	Steering Axle	Hande 7.5T		PTO	QH50
	Drive Axle	Hande 13T, Ratio 4.111			
Chassis	Differential Lock	Axle + Wheel	Intelligent Configuration		
	Frame	300×80× (8+5)	MULTI-FUNCTION Steering	●	
	Tire	12R22.5	Wheel		
	Rim	Steel	Remote Key	●	
	Suspension	Front 3/Rear 5	Automatic AC	●	
	Filter	Standard	Electric Window	●	
	Fuel Tank	800L	Electric heat rear mirror	●	
	Fifth Wheel	90#	Leather airbag seat	●	
	Model	High roof + Flat floor	ABS	●	
	Cab Suspension	Air suspension			
Cabin	Lifter	Electric lifter	7-inch dashboard	●	
	Driver Seat	Airbag	Optional		
	Sleeper Width	650/850mm	Drive axle ratio	3.7	
	Passenger	2	Parking AC	○	
	Deflector	Top + Side	Spare tire (1)	○	



Working Application

VNY430MSE-60



Working Application	Suitable Load	Composite transportation, GCW≤60T
	Suitable Mileage	Mileage<1500km
	Suitable Scene	Mining area, Container yard
	Common Speed	40-70km/h
	Suitable Cargo	Sand and gravel, ferrous powder, cement tank, coal
<hr/>		
Advantage	Strong Bearing	Dual strength frame, strength suspension, high bearing axle Yuchai engine + Fast transmission + Hande axle golden power chain
	Adaptability	Engine cylinder brake + exhaust brake keep downhill safe Middle bumper, raised cooling protect system, high clearance guarantee passability
Advantage	Comfort	New generation cabin, fashionable appearance design, spacious sleeper
	Reliable	Cooperate with world-famous supplier, the parts with great quality and reliability Pass the most rigorous environmental test
Convenient Satisfied dump trailer/cement trailer with requirement of PTO		




PART 1

Strong Bearing




Power system is reliable


Golden power chain: Yuchai K12 Engine+Fast Transmission+Hande Axle, High efficiency, stable and reliable



- In-Line 6 cylinder, 12155cc displacement with 430 HP, Max torque 2100Nm (1100rpm-1500rpm)
- High efficiency supercharger with better starting acceleration
- Intelligent fuel saving switch keep working under economic area, 10% reduction in fuel consumption



- Fast new generation helical transmission with better performance
- High precision technology with efficiency of 99.8%
- More convenient and smooth gear shifting



- Hande 13T drive axle with better bearing
- Equip with axle and wheel differential, improve the ability of climbing
- Light weight, easy to maintain

PART 2

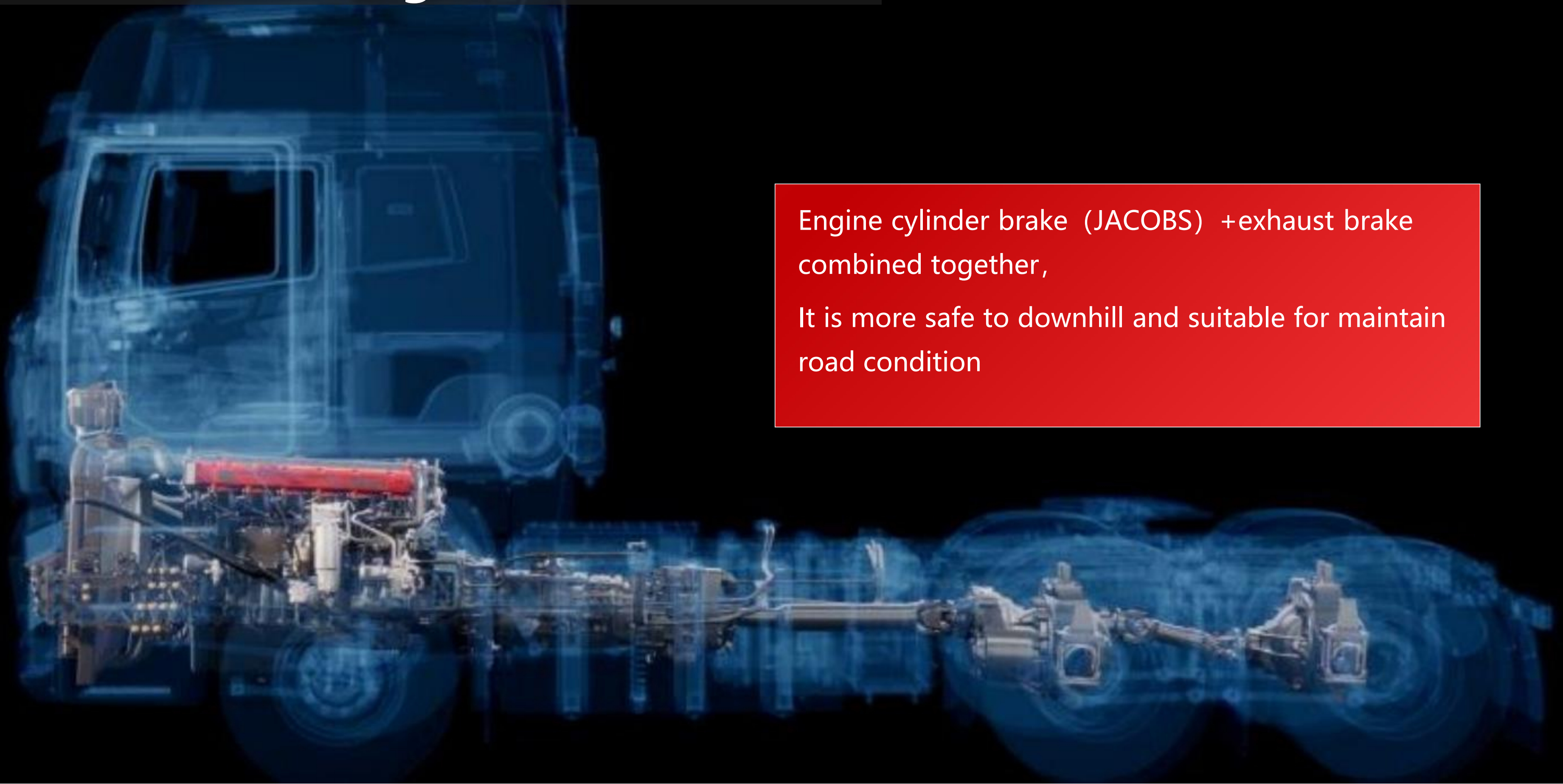
Adaptability



Combined braking of whole vehicle



Engine cylinder brake (JACOBS) +exhaust brake combined together,
It is more safe to downhill and suitable for maintain road condition



Adaptability

Passability



- Raised middle bumper, increased the approach angle result in high passability

Steering Ability



- Equipped with Hande strength steering axle make better bearing capacity

PART 3

Comfort



Cab collision backward-Safety



- In case of collision, the cab moves backward, protecting the safety of drivers and passengers.



Cabin-Advantages

SANY self-developed Jiangshan cab, **with 6 key indicators** comprehensively surpassing competitors

Spacious room

High roof flat floor
Internal height 198cm
Wide sleeper



Comfortable

The vibration rate of seat is reduced by more than 54% compare to competitor



Fast cooling

The AC with high efficiency



Extreme quiet

The engine noise is 2dB lower than competitor



Super safe

Large field of vision
Small field of blind



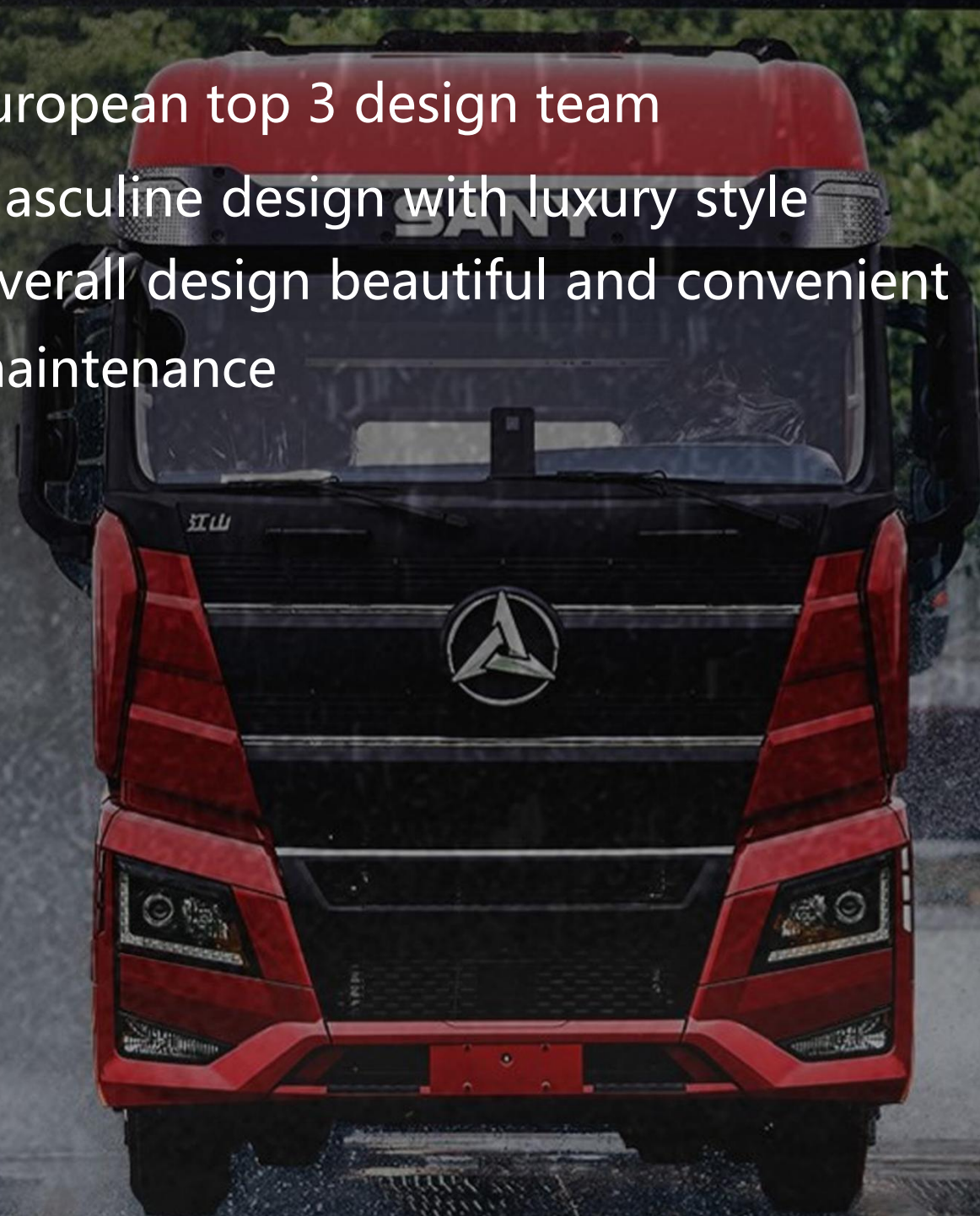
Fast demisting

Defrosting and defogging time is 13.3% shorter than competitor



Cabin-Hegemonic appearance

- 1、European top 3 design team
- 2、Masculine design with luxury style
- 3、Overall design beautiful and convenient for maintenance



Cabin-Sharp headlight

1. Convenient maintenance of reversible eagle headlights
2. Sany classic chrome-plated luminous logo, cool and fashionable
3. The light is sharp and can see far and clear



Amazing luxury interior

驾乘舒适



Super luxury interior

Extreme comfort

- High roof and flat floor, spacious room, internal height of 1.98m
- Oversized double sleeper knitted matted and embossed high-grade fabric five-star non-pressure sleeper make it like home
- More than 680L of large storage space, more than 20% than competitor




PART 4

Stable and reliable



World-famous supplier



Sensor



Supercharger



Transmission



Cylinder gasket



Cylinder liner



Filter



Bearing



Valve

Key component adopt world-famous suppliers

Yuchai, Bosch, Cumins, Knorr make it lower failure rate and more reliable quality

- TRUCK DELIVER LOVE -

