



Quality Changes The World

# SLT160H(T5523-12)

SANY Tower Crane  
三一重工塔式起重机

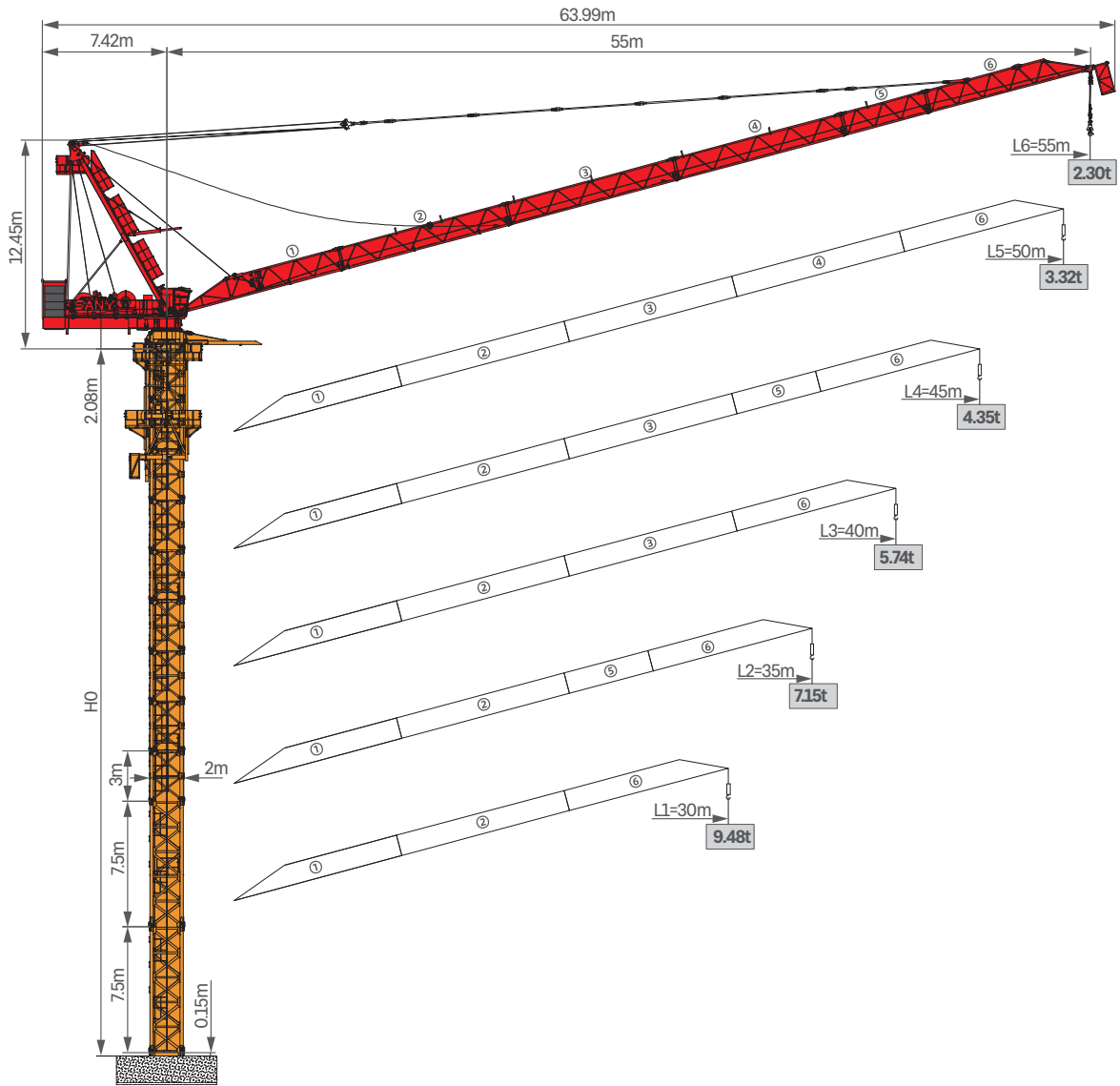


## Better World Better SANY Crane

SANY CRANE



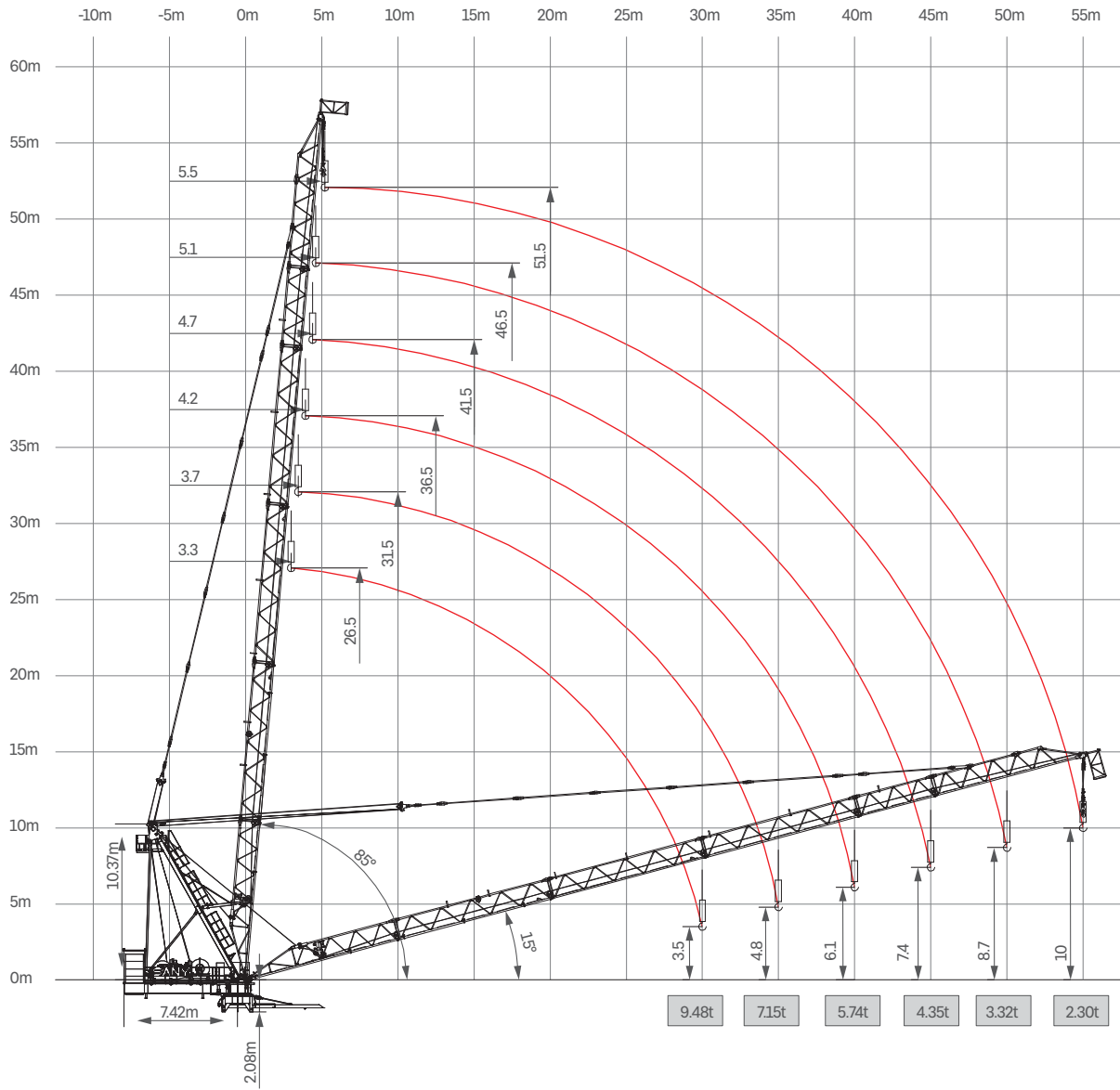
### Jib Length & Tip Load 臂长组合及吊重(2.0×2.0×3.0)




















### Counter-jib Ballast 平衡臂及平衡重组合表

🏗️ (m)	🏗️ (m)	📦 (kg)	📦 6000(kg)	📦 5000(kg)
55	6.2	21000	1	3
50	6.2	21000	1	3
45	6.2	21000	1	3
40	6.2	21000	1	3
35	6.2	21000	1	3
30	6.2	21000	1	3

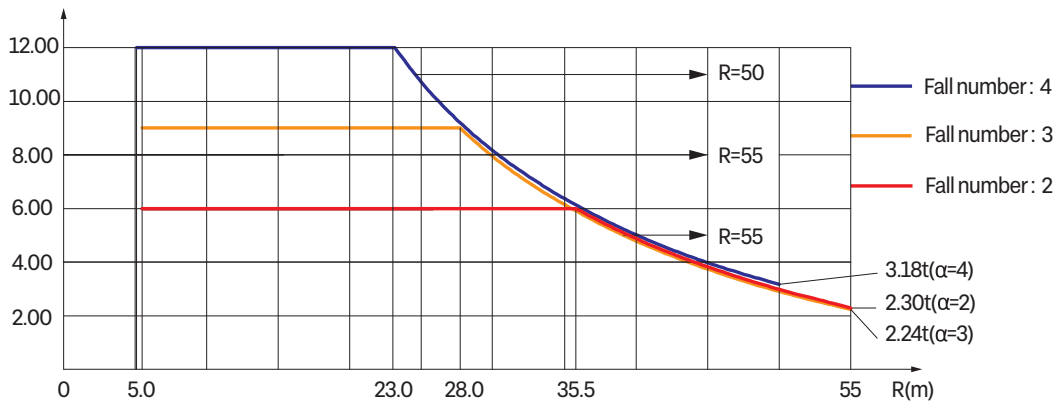
# luffing 变幅



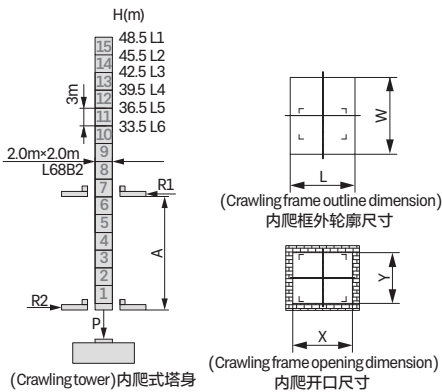
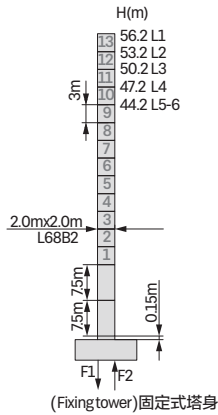
## Load Diagrams 起重特性表

radius/m 幅度 (m)	the max. capacity/t 最大起重量	15	20	25	30	35	40	45	50	55
55	 5.5-35.5/6t	6.00	6.00	6.00	6.00	6.00	4.98	3.89	3.01	2.30
	 5.5-28.0/9t	9.00	9.00	9.00	8.16	6.29	4.89	3.80	2.94	2.24
50	 5.1-36.6/6t	6.00	6.00	6.00	6.00	6.00	5.28	4.19	3.32	
	 5.1-28.2/9t	9.00	9.00	9.00	8.47	6.59	5.19	4.11	3.25	
	 5.1-23.0/12t	12.00	12.00	11.00	8.36	6.50	5.10	4.03	3.18	
45	 4.7-37.0/6t	6.00	6.00	6.00	6.00	6.00	5.44	4.35		
	 4.7-28.5/9t	9.00	9.00	9.00	8.62	6.75	5.35	4.27		
	 4.7-23.2/12t	12.00	12.00	11.15	8.52	6.66	5.27	4.20		
40	 4.2-38.0/6t	6.00	6.00	6.00	6.00	6.00	5.74			
	 4.2-29.2/9t	9.00	9.00	9.00	8.94	7.07	5.67			
	 4.2-23.6/12t	12.00	12.00	11.48	8.84	6.98	5.59			
35	 3.7-35.0/6t	6.00	6.00	6.00	6.00	6.00				
	 3.7-29.3/9t	9.00	9.00	9.00	9.00	7.15				
	 3.7-23.7/12t	12.00	12.00	11.56	8.93	7.07				
30	 3.3-30.0/6t	6.00	6.00	6.00	6.00					
	 3.3-30.0/9t	9.00	9.00	9.00	9.00					
	 3.3-24.5/12t	12.00	12.00	12.00	9.48					

## Curve of Lifting Capacity 起重性能曲线图



## Masts 塔身 L68 (2.0×2.0×3.0)



F1	Reactions in service 工作状态反力	160t
	Reactions out of service 非工作状态反力	352t
F2	Reactions in service 工作状态反力	120t
	Reactions out of service 非工作状态反力	311t
Freestanding height, dead weight at the max. jib (without counter weight, lifting weight nor ballast) 独立高度, 最长起重臂时自重(不含平衡重、吊重、压重)		60t

jib length 臂长 (m)	H 高 (m)	mark 符号
30m	56.2	L1
35m	53.2	L2
40m	50.2	L3
45m	47.2	L4
50m	44.2	L5
55m	44.2	L6

Hmax=239m L=2.78m W=3.29m X=2.58m Y=2.17m				
mark 符号	P	A	R1	R2
L1	85.6t	18.0m	32.1t	15.1t
L2	84.8t	21.0m	31.1t	13.7t
L3	83.8t	21.0m	31.4t	14.0t
L4	83.0t	21.0m	31.3t	14.3t
L5	81.9t	21.0m	31.4t	14.8t
L6	78.1t	18.0m	37.8t	20.6t

jib length 臂长 (m)	H 高 (m)	mark 符号
30m	48.5	L1
35m	45.5	L2
40m	42.5	L3
45m	39.5	L4
50m	36.5	L5
55m	33.5	L6


## Transmission Mechanisms 传动机构

Transmission 传动	Legend 图例	Model 型号	Power 功率	Velocity 速度
Slewing 回转		YPEF132M1-4-F1 YPF132M1-4-B	2 × 7.5kW	0~0.7r/min
Luffing 拉臂变幅		YZTP250M-6	45kW	≤2min
Luffing of trolley 小车变幅		YZTP250M3-4	55kW	0~126m/min
Power supply 电源电压		380V(±10%),50Hz/60Hz		

Note: Contact with us when the rope capacity of hoisting mechanism is larger than 500m.  
注: 工作绳容量大于 500m 时请与厂家联系

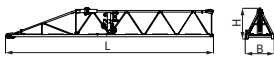
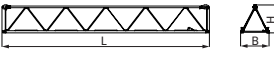
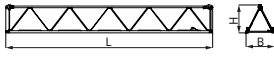
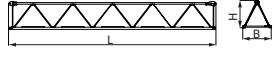



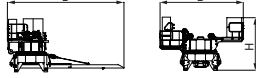
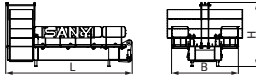
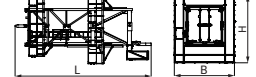

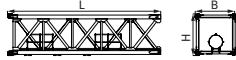
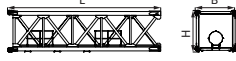


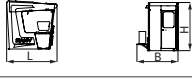
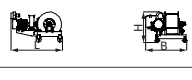

# Anchorage 附着 (2.0×2.0×3.0)

JIB L6 L68B2※



※ When there is a need to shorten the jib, and anchorage scheme is to be modified, please contact with us.  
当起重臂需要缩臂使用，如需更改附着方案，请与厂家联系。

## Packing List 运输部件

NO. 序号	Description 名称	Sketch 形状	L(m) 长	B(m) 宽	H(m) 高	Weight per unit (t) 单件重量 ( t )	Quantity 数量
1	Jib section I 臂架 I		10.56	1.44	1.56	1.621	1
2	Jib section II 臂架 II		10.51	1.43	1.41	1.129	1
3	Jib section III 臂架 III		10.51	1.43	1.40	0.995	1
4	Jib section IV 臂架 IV		10.51	1.43	1.40	0.952	1
5	Jib section V 臂架 V		5.34	1.43	1.40	0.527	1
6	Jib section VI 臂架 VI		10.06	1.43	2.31	1.364	1
7	A frame assembly A架总成		10.47	2.32	7.49	3.941	1
8	Counter jib strut 回转总成		7.06	5.06	4.10	7.574	1
9	Counter jib 平衡臂		6.41	3.39	3.24	4.480	1
10	Telescoping cage 爬升架		9.19	4.08	4.57	6.111	1
11	Standard mast L68B2 标准节 L68B2		3.27	2.11	2.11	1.458	9
12	Basic mast 基础节		7.76	2.11	2.11	4.385	1
13	Basic mast 基础节		7.76	2.11	2.11	5.394	1
14	Platform 平台		2.01	0.81	1.06	0.069	4
15	Hook 吊钩		1.04	0.39	2.03	0.356	1
16	Cabin 司机室		2.28	1.41	1.96	0.400	1
17	Hoisting mechanism 起升机构		2.59	2.08	1.54	3.225	1
18	Luffing mechanism 拉臂机构		2.95	2.32	1.42	3.459	1



## SANY GROUP CRANE BU

SANY Tower Crane Industrial Park, No.168 Jinzhou Avenue, Jinzhou Development Zone, Changsha City, Hunan Province, P.R. China Zip 410600  
Consulting [sanycrane@sanygroup.com](mailto:sanycrane@sanygroup.com) (Crane BU) / [crd@sany.com.cn](mailto:crd@sany.com.cn) (IHQ)  
After-sales Service 0086-400 6098 318

### Reminder:

Any change in the technical parameters and configuration due to product modification or upgrade may occur without prior notice. The machine in the picture may include additional equipment. This brochure is for reference only, and goods in kind shall prevail.

Copyright at SANY. No part of this brochure may be copied or used for any purpose without written approval from SANY.

© Edited in November 2022

### 三一集团起重事业部

中国湖南长沙金洲开发区金洲大道168号三一塔式起重机产业园 邮编: 410600  
咨询: [sanycrane@sanygroup.com](mailto:sanycrane@sanygroup.com) (起重事业部) / [crd@sany.com.cn](mailto:crd@sany.com.cn) (国际总部)  
海外售后服务: 0086-400 6098 318

### 温馨提示:

由于技术不断更新, 技术参数及配置如有更改, 恕不另行通知。图中机器可能包括附加设备, 本画册仅供参考, 以实物为准。  
版权为三一所有, 未经三一书面许可, 本画册任何内容不得被复制用于任何目的。

© 2022 年 11 月版

