



Quality Changes The World

# SFT600(T8040-32)

SANY Tower Crane  
三一重工塔式起重机

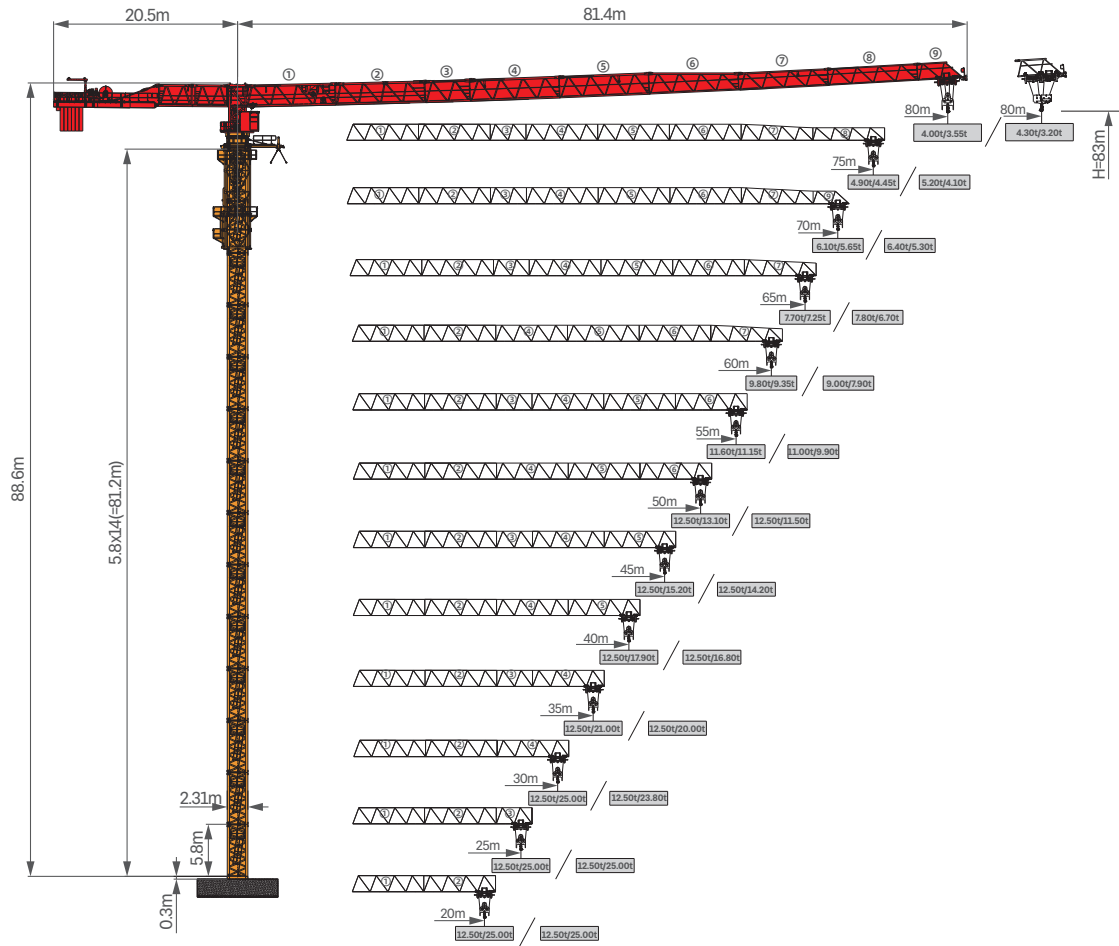


## Better World Better SANY Crane

SANY CRANE

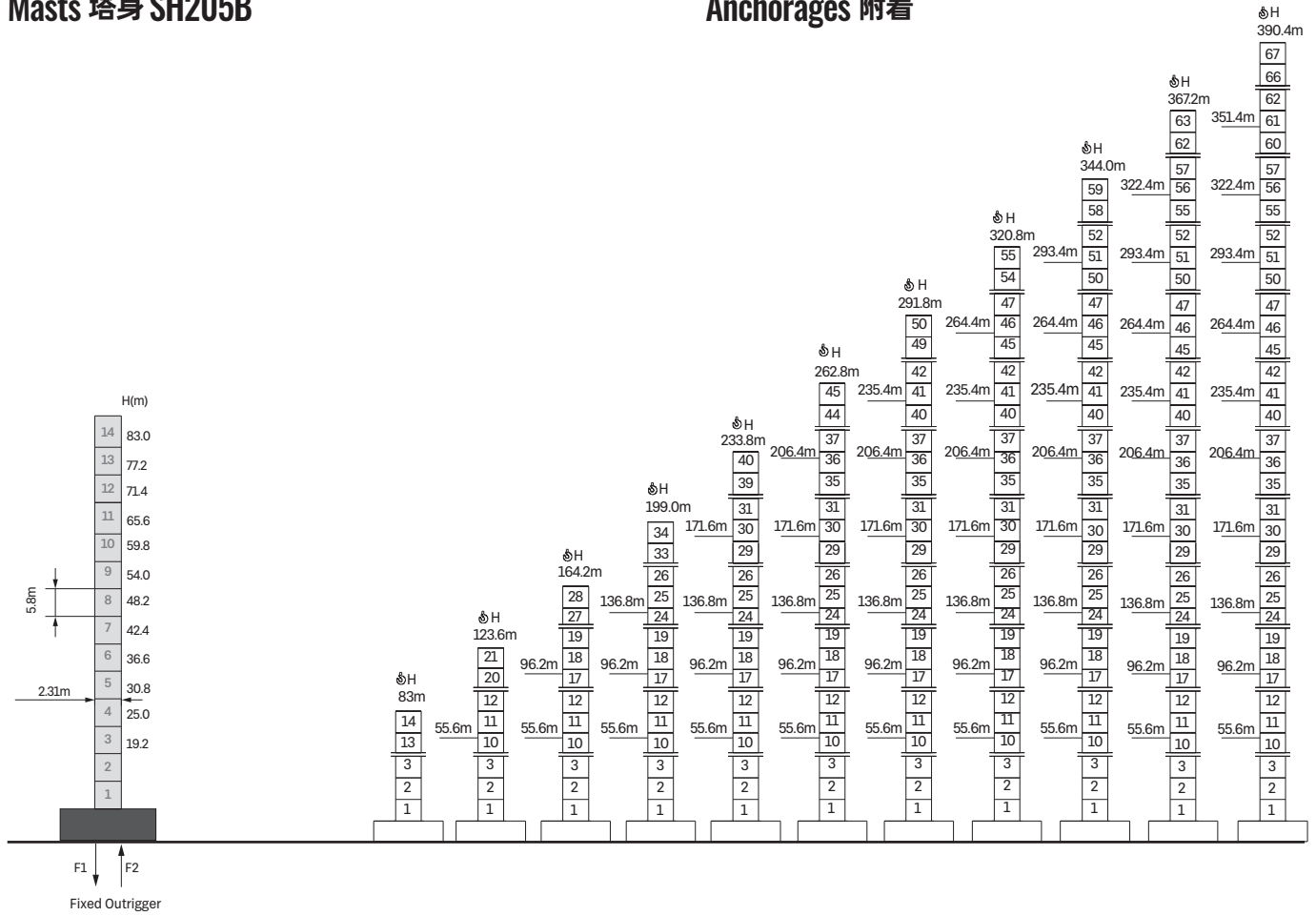


## Jib Length & Tip Load 臂长组合及吊重



# Masts 塔身 SH205B



























# Anchorage 附着







## Fixing outrigger 支腿固定式

F1	Reactions in service 工作状态反力	285t
	Reactions out of service 非工作状态反力	383t
F2	Reactions in service 工作状态反力	182t
	Reactions out of service 非工作状态反力	283t
Freestanding height, dead weight at the max. jib (without counter weight, lifting weight nor ballast) 独立高度, 最长起重臂时自重(不含平衡重、吊重、压重)		165t

## Load Diagrams 起重特性表


radius/m 幅度 (m)	the max. capacity/t 最大起重量	14	16	18	20	22	25	27	30	32	35	37	40	42	45	47	50	52	55	57	60	62	65	67	70	72	75	77	80
80	 3.6-25.9/16t	16.00				15.28		13.54	12.57	11.32	10.61	9.67	9.13	8.40	7.97	7.39	7.04	6.56	6.27	5.88	5.63	5.30	5.09	4.80	4.62	4.37	4.22	4.00	
	 4.5-13.6/32t	30.86	26.37	22.95	20.24	18.05	15.45	14.05	12.31	11.34	10.09	9.38	8.44	7.90	7.17	6.74	6.16	5.81	5.33	5.04	4.65	4.40	4.07	3.86	3.57	3.39	3.14	2.99	2.77
75	 3.6-29.4/16t	16.00				14.54		13.12	12.31	11.24	10.62	9.79	9.30	8.63	8.24	7.69	7.36	6.91	6.63	6.25	6.02	5.69	5.48	5.20					
	 4.5-15.3/32t	32.00	30.45	26.54	23.46	20.96	18.00	16.40	14.42	13.31	11.89	11.08	10.01	9.39	8.56	8.07	7.40	7.01	6.46	6.13	5.68	5.40	5.02	4.79	4.46	4.25	3.97		
70	 3.6-32.2/16t	16.00				14.57		13.67	12.50	11.82	10.91	10.37	9.64	9.20	8.60	8.24	7.74	7.44	7.02	6.76	6.40								
	 4.5-16.7/32t	32.00	29.43	26.04	23.30	20.04	18.29	16.11	14.89	13.34	12.44	11.27	10.59	9.68	9.14	8.41	7.97	7.37	7.01	6.51	6.21	5.79	5.53	5.17					
65	 3.6-35.1/16t	16.00				15.53		14.61	13.40	12.69	11.74	11.18	10.41	9.95	9.33	8.95	8.42	8.26	7.80										
	 4.5-18.2/32t	32.00	28.67	25.68	22.12	20.21	17.83	16.50	14.80	13.83	12.55	11.81	10.81	10.22	9.43	8.95	8.30	7.90	7.36	7.03	6.57								
60	 3.6-36.4/16t	16.00				15.73		14.40	13.62	12.59	11.98	11.15	10.65	9.98	9.56	9.00													
	 4.5-18.9/32t	32.00	29.94	26.83	23.13	21.14	18.67	17.28	15.51	14.50	13.17	12.39	11.36	10.75	9.92	9.42	8.75	8.33	7.77										
55	 3.6-39.6/16t	16.00				15.82		14.97	13.85	13.18	12.28	11.74	11.00																
	 4.5-20.5/32t	32.00	29.46	25.44	23.27	20.57	19.07	17.14	16.04	14.59	13.74	12.65	11.95	11.05	10.51	9.77													
50	 3.6-41.1/16t	16.00				15.60		14.43	13.73	12.80																			
	 4.5-21.2/32t	32.00	30.68	26.50	24.25	21.45	19.89	17.89	16.75	15.24	14.37	13.20	12.50	11.57															
45	 3.6-43.0/16t	16.00				15.20																							
	 4.5-22.2/32t	32.00	27.91	25.55	22.62	20.99	18.89	17.69	16.12	15.19	13.97																		
40	 3.6-40.0/16t	16.00																											
	 4.5-22.6/32t	32.00	28.54	26.13	23.14	21.47	19.33	18.11	16.50																				
35	 3.6-35.0/16t	16.00																											
	 4.5-22.6/32t	32.00	28.92	26.48	23.46	21.76	19.60																						
30	 3.6-30.0/16t	16.00																											
	 4.5-22.9/32t	32.00	28.97	26.53	23.5																								
25	 3.6-25.0/16t	16.00																											
	 4.5-22.9/32t	32.00	29.00																										
20	 3.6-20.0/16t	16.00																											
	 4.5-20.0/32t	32.00																											

## Transmission Mechanisms 传动机构

Transmission 传动	Legend 图例	Model 型号	Power 功率	Velocity 速度
Slewing 回转		QTHX150B-Z QTHX150B	3 × 7.5kW	0-0.7r/min
Trolleying 变幅		SXJ15.80P	15kW	0-100m/min
Hoisting 起升		110QP80	110kW	0-110m/min
Voltage 电源电压		380V(± 10%), 50Hz/60Hz		

Note: please contact the manufacturer when the working rope capacity is more than 800m  
注：工作绳容量大于 800m 时请与厂家联系


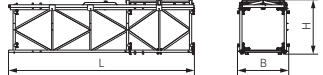






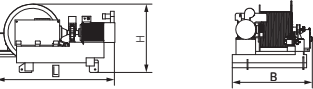

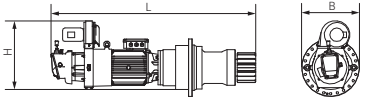
## Counter-jib Ballast 平衡臂及平衡重组合表

 (m)	 (m)	 (kg)	 (6000kg)	 (2000kg)
80	19.5	34000	5	2
75	19.5	32000	5	1
70	19.5	30000	5	0
65	19.5	30000	5	0
60	19.5	26000	4	1
55	19.5	26000	4	1
50	15.5	34000	5	2
45	15.5	34000	5	2
40	15.5	32000	5	1
35	15.5	28000	4	2
30	15.5	24000	4	0
25	15.5	22000	3	2
20	15.5	16000	2	2

## Packing List 运输部件

NO. 序号	Description 名称	Sketch 形状	L(m) 长	B(m) 宽	H(m) 高	Weight of single piece 单件重量 (t)	Quantity 数量
1	Jib section I 臂架 I		10.35	1.98	2.54	7.77	1
2	Jib section II 臂架 II		10.35	1.48	2.54	6.27	1
3	Jib section III 臂架 III		10.37	1.46	2.52	4.32	1
4	Jib section IV 臂架 IV		10.35	1.46	2.53	3.24	1
5	Jib section V 臂架 V		10.34	1.46	2.47	2.74	1
6	Jib section VI 臂架 VI		5.33	1.46	2.45	1.12	1
7	Jib section VII 臂架 VII		10.29	1.46	2.43	1.68	1
8	Jib section VIII 臂架 VIII		10.23	1.46	1.95	1.29	1
9	Jib section IX 臂架 IX		5.15	1.46	1.91	0.45	1
10	Tip mast 臂尖节		0.95	1.71	1.47	0.25	1
11	Counter-jib section 1 平衡臂节 1		4.38	1.68	2.55	3.52	1
12	Counter-jib section 2 平衡臂节 2		8.35	2.06	2.55	5.45	1
13	Counter-jib section 3 平衡臂节 3		11.63	2.26	0.92	7.23	1
14	Slewing mast 回转塔身		6.43	1.58	2.69	7.24	1
15	Upper support 上支座		2.80	2.48	0.96	6.47	1

## Packing List 运输部件

NO. 序号	Description 名称	Sketch 形状	L(m) 长	W(m) 宽	H(m) 高	Weight of single piece 单件重量 (t)	Quantity 数量
16	Lower support 下支座		5.13	3.05	1.31	2.53	1
17	Telescoping cage 爬升架		11.52	3.18	3.38	12.40	1
18	Double trolley 双小车		4.26	2.42	1.35	1.30	1
19	Double hook 双吊钩		2.00	0.29	1.89	1.13	1
20	Standard section 标准节		5.80	2.31	2.31	5.63	10
21	Strengthen section 加强节		5.80	2.31	2.31	6.2	1
22	Foundation outrigger 预埋支腿		0.9	0.9	1.30	0.78	4
23	Cabin 司机室		2.28	1.41	2.18	0.81	1
24	Hoisting mechanism(wire rope excluded) 起升结构 (不含钢丝绳)		3.78	2.57	2.20	9.70	1
25	Trolleying mechanism 小车变幅机构		1.67	0.75	0.76	0.65	1
26	Slewing mechanism 回转机构		1.49	0.42	0.55	0.43	3



## SANY GROUP CRANE BU

SANY Tower Crane Industrial Park, No.168 Jinzhou Avenue, Jinzhou Development Zone, Changsha City, Hunan Province, P.R. China Zip 410600  
Consulting [sanycrane@sanygroup.com](mailto:sanycrane@sanygroup.com) (Crane BU) / [crd@sany.com.cn](mailto:crd@sany.com.cn) (IHQ)  
After-sales Service 0086-400 6098 318

Reminder:

Any change in the technical parameters and configuration due to product modification or upgrade may occur without prior notice. The machine in the picture may include additional equipment. This brochure is for reference only, and goods in kind shall prevail.

Copyright at SANY. No part of this brochure may be copied or used for any purpose without written approval from SANY.

© Edited in November 2022

### 三一集团起重事业部

中国湖南长沙金洲开发区金洲大道 168 号 三一塔式起重机产业园 邮编: 410600  
咨询: [sanycrane@sanygroup.com](mailto:sanycrane@sanygroup.com) (起重事业部) / [crd@sany.com.cn](mailto:crd@sany.com.cn) (国际总部)  
海外售后服务: 0086-400 6098 318

温馨提示:

由于技术不断更新, 技术参数及配置如有更改, 恕不另行通知。图中机器可能包括附加设备, 本画册仅供参考, 以实物为准。  
版权为三一所有, 未经三一书面许可, 本画册任何内容不得被复制用于任何目的。

© 2022 年 11 月版

