



Quality Changes The World

SFT315(T7530-20H)

SANY Tower Crane

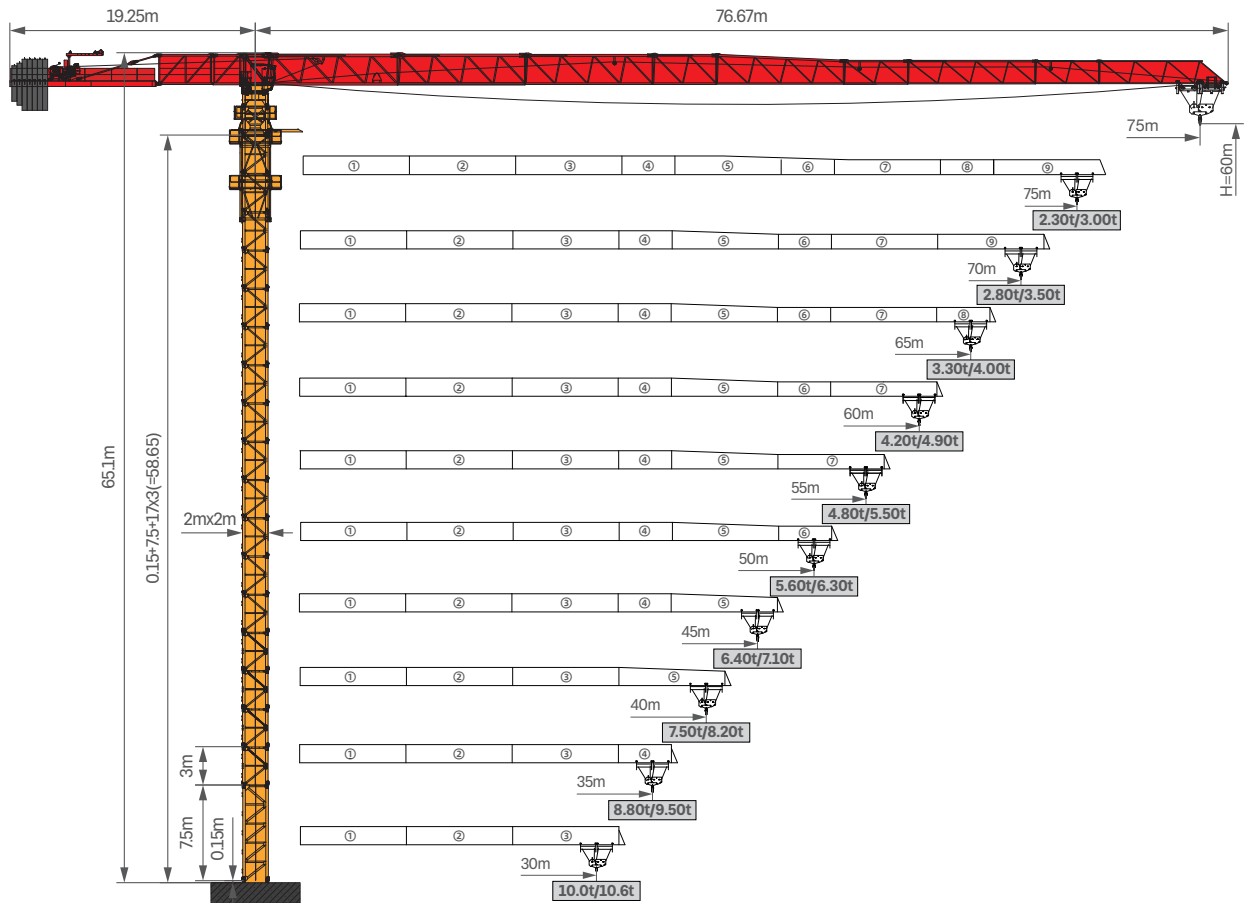


**Better World
Better SANY Crane**

SANY CRANE



Jib Length & Tip Load 臂长组合及吊重



Load Diagrams 起重特性表

radius/m 幅度 (m)	the max. capacity/t 最大起重量 (t)	radius/m 幅度 (m)	18	20	23	25	28	30	33	35	38	40	43	45	48
75	10.00	4.50-27.63	10.00			9.85	9.12	8.19	7.66	6.97	6.57	6.04	5.72	5.29	
	20.00	3.50-14.46	15.69	14.76	11.86	10.75	9.39	8.64	7.68	7.13	6.41	6.00	5.44	5.11	4.67
70	10.00	4.50-28.95	10.00					9.61	8.64	8.08	7.36	6.93	6.37	6.04	5.60
	20.00	3.50-15.09	16.46	14.62	12.46	11.31	9.89	9.10	8.10	7.52	6.78	6.34	5.76	5.42	4.96
65	10.00	4.50-29.81	10.00					9.93	8.93	8.35	7.61	7.17	6.60	6.26	5.80
	20.00	3.50-15.70	16.95	15.06	12.84	11.66	10.21	9.40	8.37	7.78	7.01	6.56	5.97	5.62	5.15
60	10.00	4.50-32.39	10.00						9.79	9.17	8.36	7.89	7.26	6.89	6.39
	20.00	3.50-16.75	18.50	16.45	14.60	12.78	11.20	10.32	9.21	8.57	7.74	7.26	6.62	6.24	5.73
55	10.00	4.50-32.67	10.00						9.89	9.26	8.44	7.96	7.33	6.96	6.46
	20.00	3.50-16.93	18.63	16.57	14.16	12.87	11.28	10.40	9.28	8.64	7.81	7.32	6.67	6.29	5.78
50	10.00	4.50-33.31	10.00							9.46	8.63	8.15	7.50	7.12	6.61
	20.00	3.50-17.60	18.99	16.89	14.44	13.13	11.52	10.62	9.48	8.83	7.98	7.48	6.83	6.44	5.91
45	10.00	4.50-33.31	10.00							9.46	8.63	8.15	7.50	7.10	
	20.00	3.50-17.60	18.99	16.89	14.44	13.13	11.52	10.62	9.47	8.83	7.98	7.48	6.83	6.40	
40	10.00	4.50-33.31	10.00							9.46	8.63	8.20			
	20.00	3.50-17.60	18.99	16.89	14.44	13.13	11.52	10.62	9.48	8.83	7.98	7.50			
35	10.00	4.50-33.42	10.00							9.50					
	20.00	3.50-17.65	18.93	16.85	14.40	13.09	11.48	10.65	9.45	8.80					
30	10.00	4.50-30.00	10.00												
	20.00	3.50-17.65	18.93	16.85	14.40	13.09	11.48	10.59							

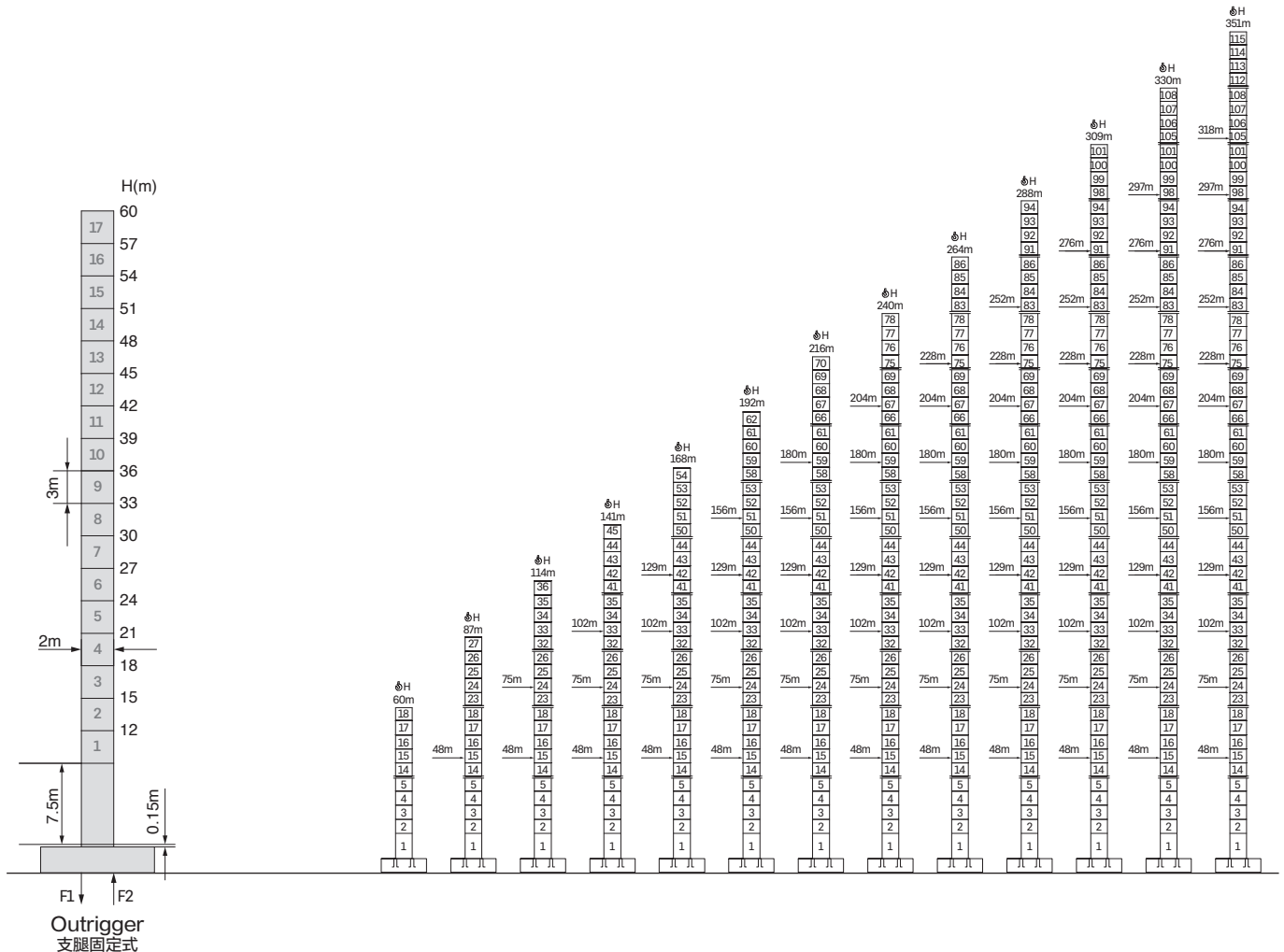
radius/m 幅度 (m)	the max. capacity/t 最大起重量 (t)	radius/m 幅度 (m)	50	53	55	58	60	63	65	68	70	73	75
75	10.00	4.50-27.63	5.04	4.69	4.48	4.19	4.02	3.77	3.62	3.42	3.29	3.11	3.00
	20.00	3.50-14.46	4.41	3.63	3.83	3.54	3.35	3.10	2.95	2.73	2.60	2.41	2.30
70	10.00	4.50-28.95	5.33	4.97	4.75	4.44	4.26	4.00	3.85	3.63	3.50		
	20.00	3.50-15.09	4.69	4.31	4.09	3.77	3.58	3.32	3.16	2.93	2.80		
65	10.00	4.50-29.81	5.52	5.15	4.92	4.61	4.42	4.16	4.00				
	20.00	3.50-15.70	4.86	4.48	4.25	3.93	3.73	3.46	3.30				
60	10.00	4.50-32.39	6.09	5.69	5.44	5.10	4.90						
	20.00	3.50-16.75	5.42	5.01	4.75	4.41	4.20						
55	10.00	4.50-32.67	6.15	5.74	5.50								
	20.00	3.50-16.93	5.47	5.05	4.80								
50	10.00	4.50-33.31	6.30										
	20.00	3.50-17.60	5.60										

Counter-jib Ballast 平衡臂及平衡重组合表

 (m)	 (4.0t)	 (3.4t)	 (1.7t)	 (kg)
75	3	2	2	22200
70	3	2	1	20500
65	3	2	1	20500
60	3	2	1	20500
55	3	2	0	18800
50	3	2	0	18800
45	3	1	1	17100
40	2	2	0	14800
35	3	0	1	13700
30	3	0	0	12000

Masts 塔身 (2.0×2.0×3.0)

Anchorage 附着 (2.0×2.0×3.0)



Outrigger 支腿固定式

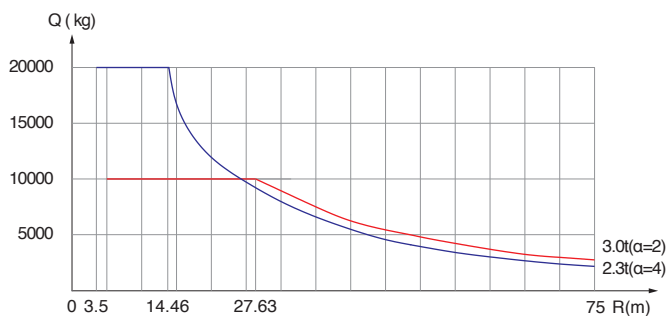
F1	Reactions in service 工作状态反力	206.86t
	Reactions out of service 非工作状态反力	204.45t
F2	Reactions in service 工作状态反力	145.50t
	Reactions out of service 非工作状态反力	155.47t
Freestanding height, dead weight at the max. jib (without counter weight, lifting weight nor ballast) 独立高度, 最长起重臂时自重(不含平衡重、吊重、压重)		75.17t

Transmission Mechanisms 传动机构

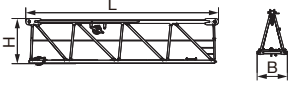
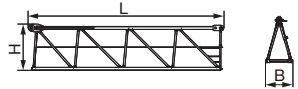
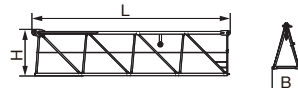
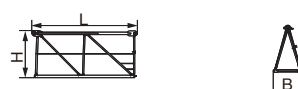
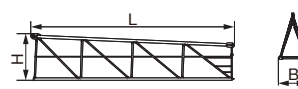
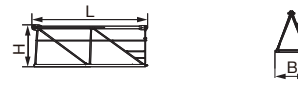
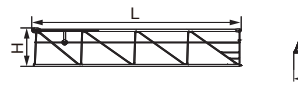

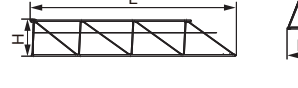



Transmission Mechanisms 传动机构		Model 型号	Power 功率	Velocity 速度
Hoisting 起升机构		LFQPL50.100	65kW	0-100r/min
Slewing 回转机构		YPWEF132M1	2x7.5kW	0-0.7r/min
Trolleying 变幅机构		SXJ11.75PB	11kW	0-75m/min
Travelling 行走		RT544-A	20.8kW	0-25m/min
Voltage 电源电压		380v(±10%)	电源频率	50Hz

注: 当起升机构工作容绳量大于 720m 时请与厂家联系。
Note: please contact the manufacturer when the working rope capacity is more than 720m.








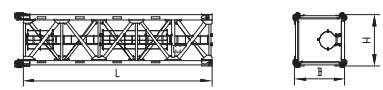
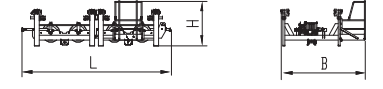




Curve of Lifting Capacity 起重性能曲线图



Packing List 运输部件

NO. 序号	Description 名称	Sketch 形状	L(m) 长	B(m) 宽	H(m) 高	Weight per unit (t) 单件重量 (t)	Quantity 数量
1	Counter jib I 平衡臂 I		10.31	1.46	2.66	3.751	1
2	Counter jib II 平衡臂 II		10.27	1.46	2.52	2.741	1
3	Counter jib III 平衡臂 III		10.25	1.46	2.47	2.137	1
4	Counter jib IV 平衡臂 IV		5.22	1.46	2.43	0.961	1
5	Counter jib V 平衡臂 V		10.21	1.46	2.42	1.484	1
6	Counter jib VI 平衡臂 VI		5.17	1.46	1.94	0.674	1
7	Counter jib VII 平衡臂 VII		10.14	1.46	1.94	0.987	1
8	Counter jib VIII 平衡臂 VIII		5.13	1.46	1.94	0.39	1
9	Counter jib IX 平衡臂 IX		10.13	1.46	1.94	0.66	1
10	Tip Mast 臂尖节		0.37	1.46	1.37	0.16	1
11	Tower Top Assembly 塔头总成		4.78	1.65	2.46	3.154	1
12	Counter-Jib 1 平衡臂节 1		4.36	1.65	2.50	1.619	1

Packing List 运输部件

NO. 序号	Description 名称	Sketch 形状	L(m) 长	B(m) 宽	H(m) 高	Weight per unit (t) 单件重量 (t)	Quantity 数量
13	Counter-Jib 2 平衡臂节 2		11.7	1.66	0.828	2.542	1
14	Telescoping cage 爬升架		7.6	2.56	2.56	4.2	1
15	Slewing assembly 回转总成		2.7	2.12	2.41	5.89	1
16	mast assembly 转换节		3.0	2.0	2.0	1.91	1
17	Transition mast assembly 过渡节		2.61	2.61	2.23	2.0	1
18	Standard section 标准节		3.0	2.0	2.0	1.53	13
19	Strengthening Mast 加强节		3.0	2.0	2.0	1.886	3
20	Basic Mast 基础节		7.8	2.0	2.0	5.426	1
21	Trolley 小车		4.295	2.37	1.34	0.844	1
22	Hook 吊钩		1.845	0.265	1.994	0.8	1
23	Cab 司机室		3.1	2.38	2.3	0.45	1
24	Hoisting Mechanis 起升机构		2.73	2.17	1.71	3.2	1
25	Trolleying mechanism 变幅机构		1.53	0.64	0.71	0.55	1



SANY GROUP CRANE BU

SANY Tower Crane Industrial Park, No.168 Jinzhou Avenue, Jinzhou Development Zone, Changsha City, Hunan Province, P.R. China Zip 410600
Consulting sanycrane@sanygroup.com (Crane BU) / crd@sany.com.cn (IHQ)
After-sales Service 0086-400 6098 318

Reminder:

Any change in the technical parameters and configuration due to product modification or upgrade may occur without prior notice. The machine in the picture may include additional equipment. This brochure is for reference only, and goods in kind shall prevail.

Copyright at SANY. No part of this brochure may be copied or used for any purpose without written approval from SANY.

©Edited in April 2024

三一集团起重事业部

中国湖南长沙金洲开发区金洲大道 168 号 三一塔式起重机产业园 邮编：410600
咨询：sanycrane@sanygroup.com（起重事业部）/ crd@sany.com.cn（国际总部）
海外售后服务：0086-400 6098 318

温馨提示：

由于技术不断更新，技术参数及配置如有更改，恕不另行通知。图中机器可能包括附加设备，本画册仅供参考，以实物为准。
版权为三一所有，未经三一书面许可，本画册任何内容不得被复制用于任何目的。

© 2024 年 4 月版

